



The Asia-Pacific Association For Gynecologic Endoscopy & Minimally Invasive Therapy

# APAGE APAGE

2023

ANNUAL NEWSLETTER

[www.apagemit.com](http://www.apagemit.com)



**DISCOVERING, LEARNING,  
AND REACHING FOR THE BEYOND.**





2024

APAGE  
Annual Congress  
8/30 Fri. - 9/01 Sun.

ITC Grand Chola

*Chennai India*





The Table of

# CONTENTS

- 01 \_\_\_\_\_ APAGE Future Events
- 04 \_\_\_\_\_ About APAGE
- 05 \_\_\_\_\_ APAGE Board Members
- 06 \_\_\_\_\_ APAGE Past Presidents
- 07 \_\_\_\_\_ APAGE International Board Members
- 08 \_\_\_\_\_ APAGE Life Time Achievement Awardee
- 09 \_\_\_\_\_ APAGE Committees
- 11 \_\_\_\_\_ APAGE Affiliated Societies
- 12 \_\_\_\_\_ 2023 23rd APAGE Annual Congress in Singapore
- 13 \_\_\_\_\_ Welcome Message

## *Major Events throughout 2022*

- 17 \_\_\_\_\_ The 2022 22nd APAGE Annual Congress
- 19 \_\_\_\_\_ 2022 APAGE - OGSM - ISMIVS Conference for Minimally Invasive and Noninvasive Surgery
- 20 \_\_\_\_\_ 15th Reproductive APAGE workshop & TSGE Annual Scientific Meeting
- 21 \_\_\_\_\_ The 10th APAGE - Tongji Gynecologic Minimally Invasive & Oncology Forum
- 22 \_\_\_\_\_ APAGE & SFMIH Single-port & NOTES Animal Hands-on Workshop





## *Major Events throughout 2023*

- 23 \_\_\_\_\_ The 5th APAGE NOTES & Single-port Regional Meeting
- 24 \_\_\_\_\_ 31st Beijing International Gynecological Endoscopy & Mini-Invasive Surgery Symposium
- 25 \_\_\_\_\_ JSOG & APAGE Advanced Gynecology Laparoscopy & NOTES Workshop
- 26 \_\_\_\_\_ Regional APAGE Minimally Invasive Gynaecology Masterclass & the 9th Hands-on Workshop

## *Reflections*

- 28 \_\_\_\_\_ Reflections on APAGE Events
- 33 \_\_\_\_\_ Reflections on Fellowship Experience

## *Applications*

- 47 \_\_\_\_\_ APAGE International Fellowship Program
- 48 \_\_\_\_\_ APAGE Accreditation
- 49 \_\_\_\_\_ Young APAGE Group (YAG)
- 50 \_\_\_\_\_ GMIT - Call for Paper



# APAGE FUTURE EVENTS

LOOKING FORWARD TO SEEING YOU THERE



**Nov. 18-19, 2023**

**APAGE Advanced Gynecological  
Oncology Hands-on workshop**  
Taichung, Taiwan



**Dec. 1-3, 2023**

**The 2nd APAGE & SMDA Shanghai MIS Forum  
&Regional Meeting & SFMIH Forum &APAGE  
Single-Port &NOTES Animal Hands-on Workshop**  
Shanghai, China



**Dec. 6-8, 2023**

**16th Reproductive APAGE Workshop &  
TSGE Annual Scientific Meeting 2023**  
Bangkok, Thailand



**Dec., 2023**

**APAGE Gynecological and Minimally  
Invasive Surgery Hands-on Workshop**  
Vietnam



**TBC**

**3rd YAG Webinar**  
Online



**April or May, 2024**

**The 6th APAGE NOTES & Single-port  
Regional Meeting**  
Guangzhou, China



# APAGE FUTURE EVENTS

LOOKING FORWARD TO SEEING YOU THERE



**April., 2024**

**The 11th APAGE - Tongji Oncology and Minimally Invasive Therapy Forum (Shanghai Tenth People Hospital) Shanghai, China**



**May., 2024**

**32nd Beijing International Gynecological Endoscopy & Mini-invasive Surgery Symposium & APAGE Hysteroscopy Regional Meeting Beijing, China**



**June., 2024**

**JSOG & APAGE Advanced Gynecologic Laparoscopy and NOTES Workshop Jordan**



**July., 2024**

**APAGE Regional Meeting Inner Mongolia, China**



**Aug., 2024**

**APAGE & GESM Endometriosis Workshop Malaysia**



**Aug., 2024**

**The 19 National Conference on GMIS and The 9th APAGE Regional Conference on Endoscopy and Minimally Invasive Therapy Beijing, China**



# APAGE FUTURE EVENTS

LOOKING FORWARD TO SEEING YOU THERE



**24th APAGE Annual Congress**  
Chennai, India



**The 11th APAGE Regional Meeting**  
Shenyang, China



**2024 APAGE & SMDA shanghai MIS Forum and Regional Meeting and APAGE & SFMIH Forum and APAGE Single-port and NOTES Animal Hands-on Workshop**  
Shanghai, China

# ABOUT APAGE



The Asia-Pacific Association for Gynecologic Endoscopy and Minimally Invasive Therapy (APAGE) was officially formed in 2003 by a group of eight devoted endoscopists <Prof. Chyi-Long Lee, Prof. Prashant Mangeshkar, Prof. Keen Whye Lee, Prof. Yasuyoshi Hayashi (Bao-Liang Lin), Prof. C.Y. Liu, Prof. Felix Wong, Prof. Joo-Hyun Nam, Prof. Pong Mo Yuen> in the Asia-Pacific region who recognize the needs to share research achievements and further professional trainings in gynecological endoscopy.

APAGE represents over 15 associations in the gynecologic field worldwide, and provides various scientific and educational activities for doctors.

Since 2004, the APAGE Annual Congress has been the largest gynecologic meeting in the Asia-Pacific region. It holds congresses in conjunction with its affiliated societies, which are becoming increasingly popular within this region. Furthermore, it has launched its laparoscopic gynecologic oncology surgery and hands-on animal workshop since 2006 to provide all experts in the region with practical trainings and a platform to exchange their experiences. APAGE endeavors to promote educational exchanges between hospitals and countries; more than 200 doctors have completed APAGE's training program. In 2007, the idea of regional meeting was brought out for connecting the diverse professional interests and needs of different countries in the Asia-Pacific Region. Moreover, the association has started its single-incision laparoscopy surgery workshop and robotics master course in gynecology in 2011. It announced the publication of its official journal, "Gynecology and Minimally Invasive Therapy" in 2012 to offer doctors in this region an open forum to share their latest academic research achievements. Finally, starting from 2014, APAGE has associated with AITS-IRCAD Taiwan on organizing reproductive surgery workshops focusing on hysteroscopy training.

Over the past 21 years, APAGE has gathered a number of inspiring topics and expertise as its goal is to provide a platform for gynecologists who desire to enhance their surgical skills and knowledge. As for the continuously research and practice, laparoscopic gynecologic surgery has gained popularity due to developments in illumination and instrumentation that led to the emergence of laparoscopy as a credible diagnostic as well as therapeutic intervention. APAGE is honored to share some of the responsibilities to make contributions to both the medical field and the public. The progress is non-stopped; we welcome everyone to join us and assist to lead an impetus to the field of minimally invasive gynecologic surgery.



# APAGE BOARD MEMBERS

## • APAGE EXECUTIVE BOARD



**Chairman, Board of Trustees**

Chyi-Long Lee  
Taiwan



**President**

Chi-Chang Chang  
Taiwan



**President-Elect**

Bernard Chern  
Singapore



**Immediate Past President**

Shigeo Akira  
Japan



**Treasurer**

Keen Whye Lee  
Singapore



**Secretary General**

Chih-Feng Yen  
Taiwan

## • APAGE FOUNDING BOARD



**Founding Board**

Chyi-Long Lee  
Taiwan



**Founding Board**

C.Y. Liu  
U.S.A.



**Founding Board**

Keen Whye Lee  
Singapore



**Founding Board**

Felix Wong  
Australia



**Founding Board**

Yasuyoshi Hayashi (Lin-Bao Liang)  
Japan



**Founding Board**

Joo-Hyun Nam  
Korea



**Founding Board**

Pong Mo Yuen  
Hong Kong



**Founding Board**

Prashant Mangeshikar  
India

# APAGE PAST PRESIDENTS

2004~2006



**Chyi-Long Lee**  
Taiwan

2006~2007



**Pong Mo Yuen**  
Hong Kong

2007~2008



**Osamu Tsutsumi**  
Japan

2008~2009



**Joo-Hyun Nam**  
South Korea

2009~2010



**Wu-Chou Lin**  
Taiwan

2010~2011



**Bernard Chern**  
Singapore

2011~2012



**Mitsuru Shiota**  
Japan

2012~2013



**Sangchai Preutthipan**  
Thailand

2013~2014



**Duk-Soo Bae**  
South Korea

2014~2015



**Sevellaraja Supermaniam**  
Malaysia

2015~2016



**Jinghe Lang**  
China

2016~2017



**Guang-Peng Yeh**  
Taiwan

2017~2018




**Masaaki Andou**  
Japan

2018~2019



**Wachyu Hadisaputra**  
Indonesia

2019~2021



**Zhiqing Liang**  
China

2021~2022



**Shigeo Akira**  
Japan

2022~2023



**Chi-Chang Chang**  
Taiwan



## THE APAGE INTERNATIONAL BOARD MEMBERS



### **China**

Chinese Gynecological Endoscopic Group (CGEG)  
Jinghe Lang, M.D.



### **China**

Chinese Gynecological Endoscopic Group (CGEG)  
Enlan Xia, M.D.



### **Hong Kong**

The Hong Kong Gynaecological Endoscopy Society  
TANG Kwok Keung, M.D.



### **India**

India Association of Gynaecological Endoscopists (IAGE)  
Pandit Palaskar, M.D.



### **Indonesia**

Indonesian Gynecological Endoscopy Society (IGES)  
Relly Yanuary Primariawan, M.D.



### **Japan**

Japan Society of Gynecological and Obstetric Endoscopy and Minimally Invasive Therapy (JSGOE)  
Masaki Mandai, M.D., Ph.D.



### **Korea**

Korean Society Gynecological Endoscopy (KSGE)  
Jae Kwan Lee, M.D.



### **Macau**

Association of Obstetric and Gynecology of Macau (AOGM)  
Keong Wang, M.D.



### **Malaysia**

Gynaecological Endoscopic Society of Malaysia (GESM)  
Wan Ahmad Hazim, M.D.



### **Myanmar**

Myanmar Medical Association (MMA) - Obstetrical and Gynaecological Society  
Aye Aung, M.D. Ph.D.



### **Philippines**

Philippine Society for Gynecological Endoscopy (PSGE)  
Regina Paz A, Tan-Espiritu, M.D.



### **Taiwan**

Taiwan Association for Minimally Invasive Gynecology (TAMIG)  
Kuan-Hui, Huang, M.D., Ph.D.



### **Thailand**

Thai Society of Gynecological Endoscopists (TSGE)  
Aranya Yantapant, M.D.



### **Singapore**

Society for Gynaecological Minimally Invasive Surgery Singapore (SGMIS)  
Bernard Chern, M.D., Ph.D.

# APAGE LIFETIME ACHIEVEMENT AWARDEES

2014



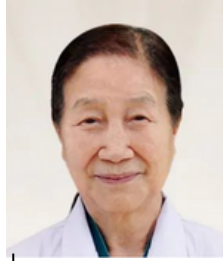
**Hiroshi Hoshiai**  
Japan

2014



**Joo-Hyun Nam**  
South Korea

2015



**En-Lan Xia**  
China

2016



**Yasuyoshi Hayashi**  
Japan

2017



**Felix Wong**  
Australia

2017



**Keen Whye Lee**  
Singapore

2018




**Pong-Mo Yuen**  
Hong Kong

2019



**Chyi-Long Lee**  
Taiwan

2021



**Osamu Tsutsumi**  
Japan

2022



**Prashant Mangeshikar**  
India



# APAGE COMMITTEES

## Officers

### Vice Secretary General

- Veerapol Khemarangsarn / Thailand

### Deputy Secretary General

- Chong Kiat Khoo / Singapore
- Ichnandy Arief Rachman / Indonesia
- Chen-Ying Huang / Taiwan
- Hsin-Hong Kuo / Taiwan

## Lifetime Achievement Award Committee

### Chairman

- Keen-Whye Lee / Singapore

### Vice chairman

- Joo-Hyun Nam / South Korea

### Committee Members

- Chyi-Long Lee / Taiwan
- Pong-Mo Yuen / Hong Kong
- Kim Dae Yeon / South Korea
- Felix Wong / Australia

## Membership Committee

### Chairman

- Prashant Mangeshkar / India

### Vice Chairman

- Aranya Yantapant / Thailand

### Committee Members

- Lalita Badhawar / India
- Yoon-Soon Lee / South Korea
- Hisayuki Kaseki / Japan
- Guang-Peng Yeh / Taiwan
- KK Chow / Singapore

## YAG Committee

### Chairman

- Chutatip Poonsatta / Thailand

### Committee Members

- Aizura Adlan / Malaysia
- Renee Sicam / Philippines
- Abhishek Mangeshkar / India
- Tanitra Tantitamit / Thailand
- Ala U'wais / Jordan
- Hari Nugroho / Indonesia

## Education & Training Committee

### Chairman

- Bao-Liang Lin / Japan

### Vice Chairman

- Masaaki Andou / Japan
- Kuan-Gen Huang / Taiwan
- Duan Hua / China
- Sun Jing / China
- Qing Yang / China
- Zhong-Ping Zheng / China

### Committee Members

- Kung-Liahng Wang / Taiwan
- Chih-Feng Yen / Taiwan
- Lim-Woh Koh / Taiwan
- Chung-Hsien Sun / Taiwan
- Kuan-Hui Huang / Taiwan
- Aizura Adlan / Malaysia
- Amphan Chalermchokcharoenkit / Thailand
- Peng-Hui Wang / Taiwan
- Wiryawan Permadi / Indonesia
- Sigit Purbadi / Indonesia

## Accreditation Committee

### Chairman

- Bernard Chern / Singapore

### Committee Members

- Jinghe Lang / China
- Wu-Chou Lin / Taiwan
- Chi-Chang Chang / Taiwan
- Kuan-Gen Huang / Taiwan
- Joo-Hyun Nam / South Korea
- Duk-Suk Bae / South Korea
- Wanchai Chantrapitak / Thailand
- Prashant Mangeshkar / India
- Angela Anguilar / Philippines
- Osamu Tsutsumi / Japan
- Duan Hua / China
- Sevellaraja Supermaniam / Malaysia
- Ala U'waise / Jordan
- Relly Yanuari Primariawan / Indonesia
- Herber Situmorang / Indonesia
- Maire Christine Valerie R. Mendoza / Philippines

# APAGE COMMITTEES

## ***GMIT Committee***

### **Chairman**

- Chih-Feng Yen / Taiwan

### **Vice Chairman**

- Yutaka Osuga / Japan

### **Committee Members**

- Pong-Mo Yuen / Hong Kong
- Chih-Ping Chen / Taiwan
- Bernard Chern / Singapore
- Sun-Wei Guo / China
- Peng-Hui Wang / Taiwan
- Hanom Husni Syam / Indonesia

## ***HIFU Committee***

### **Chairman**

- Chyi-Long Lee / Taiwan

### **Vice Chairman**

- Keen-Whye Lee / Singapore
- Felix Wong / Australia

### **Committee Members**

- Sevellaraja Supermaniam / Malaysia
- Aranya Yantapant / Thailand
- Bernard Chern / Singapore
- Prudence Aquino-Aquino / Philippines
- Relly Yanuari Primariawan / Indonesia
- Osamu Tsutsumi / Japan

## ***Urogynecology Committee***

### **Chairman**

- Kuan-Hui Huang / Taiwan

### **Committee Members**

- Shigeo Akira / Japan
- Sarah Lee / South Korea
- Pattaya Hengrasmee / Thailand
- Astrid Yuntta / Indonesia
- Khin May Thin / Myanmar
- Zhi-Qing Liang / China

## ***BIMIGO Committee***

### **Honorary Chairman**

- Kuan-Gen Huang / Taiwan

### **Chairman**

- Zhong-Ping Cheng / China

### **Committee Members**

- Di Wen / China
- Dong Chen / China
- Wang yu / China
- Li Bin / China
- Ai Guihai / China
- Wang Wei / China
- Wang Ping / China
- Wu Ming / China
- Guo Jing / China
- Xi-Peng Wang / China
- Zhi-Qing Liang / China
- Yoichi Aoki / Japan



# APAGE AFFILIATED SOCIETIES

- **China** - Chinese Gynecological Endoscopic Group (CGEG)
- **Hong Kong** - The Hong Kong Gynaecological Endoscopy Society (HKGES)
- **India** - Indian Association of Gynaecological Endoscopists (IAGE)
- **Indonesia** - Indonesian Gynecological Endoscopy Society (IGES)
- **Japan** - Japan Society of Gynecologic and Obstetric Endoscopy and Minimally Invasive Therapy (JSGOE)
- **Jordan** - The Jordanian Society of Obstetricians and Gynaecologists (JSOG)
- **Korea** - Korean Society of Gynecologic Endoscopy (KSGE)
- **Macau** - Association of Obstetric and Gynecology of Macau (AOGM)
- **Malaysia** - Gynaecological Endoscopic Society of Malaysia (GESM)
- **Singapore** - Society for Gynaecological Minimally Invasive Surgery Singapore (SGMIS)
- **Thailand** - Thai Society of Gynecologic Endoscopists (TSGE)
- **Taiwan** - Taiwan Association for Minimally Invasive Gynecology (TAMIG)
- **Philippines** - Philippine Society for Gynecologic Endoscopy (PSGE)

**Affiliated Societies and Observers:** Armenia, Cambodia, Laos, Nepal, Vietnam



# APAGE

## 23<sup>RD</sup> ANNUAL CONGRESS

# 2023

## 25 - 28 Oct

Minimally Invasive Therapy in Women's Health:  
Insights, Innovations, Impact

Singapore



**PRECONGRESS**  
25-26TH OCT 2023

**MAIN CONGRESS**  
27-28TH OCT 2023

**One Farrer Hotel**  
1 Farrer Park Station Rd  
Singapore 217562



SCAN TO REGISTER

For enquiries, please email: [apage2023.enquiry@gmail.com](mailto:apage2023.enquiry@gmail.com)

Hosted by:



Obstetrical & Gynaecological Society of Singapore

Nominal Sponsors:

Our Industry Sponsors



# WELCOME MESSAGE

Dear Colleague and friends,

We warmly invite you to the 23rd APAGE Annual Congress 2023 in Singapore. This annual event is hosted by the Singapore Society for Gynaecological Minimally Invasive Surgery (SGMIS) in conjunction with College of Obstetricians and Gynaecologists, Singapore and KK Women's and Children's Hospital. This Congress will be held from the 25th to 28th October 2023.

Our team is excited to bring you this year's theme; "Minimally Invasive Surgery in Women's Health: Insights, Innovations, Impacts". As the field of minimally invasive surgery advances, we often challenge ourselves to more complicated surgeries such as cases of large uteri, frozen pelvis secondary to endometriosis, severe adhesions from previous surgery and advanced pelvic cancers.



This year, we are honoured to have esteemed leaders in the gynaecological field delivering a series of key lectures and sharing their invaluable experiences and knowledge. The congress acts as a platform for experts and delegates to exchange their practice on techniques and approaches in challenging surgeries. There will be a showcase of the latest medical and surgical innovations that can help us overcome these difficult situations.

The event will start off with the pre-congress workshops namely; vNOTES Workshop, Electrosurgery Workshop, Advanced Laparoscopy Animal Workshop, Robotic Workshop and Hysteroscopy Workshop. These workshops would entail a myriad of interactive demonstrations and discussions with world-renowned faculty. Delegates would be able to hone their surgical skills via hands-on animal or dry lab sessions and gain exposure to the latest surgical innovations.

We thank our industry partners who have generously continued to support us in making this a successful event. We hope that this congress will present an opportunity for delegates to learn, forge relationships and enjoy what Singapore has to offer!

We look forward to welcoming you personally in Singapore!

A handwritten signature in black ink, appearing to read "Bernard Chern". The signature is fluid and cursive, written on a white background.

CHAIRMAN, ORGANISING COMMITTEE, 23RD APAGE ANNUAL CONGRESS  
BERNARD CHERN, M.D., PH.D.



# WELCOME MESSAGE

Dear Colleague and Friends,

As the covid-19 epidemic is coming to an end, I am very glad that everyone can meet in person and visit a tropical and intelligent city-state like Singapore. I am personally fond of this country very much, and I believe you will be likewise.

The reason why APAGE is important is that there are many insights in both innovation and research. For example, the development of VNOTES and the guidance of the MITOR study have awakened the sympathetic response of physicians like the morning bell and evening drum. This is all thanks to the APAGE Board members' and faculty's hard work.

The ongoing outbreak does not stop our path of the development of gynecologic endoscopy.



In 2022, APAGE held two physical hands-on workshops related to Reproductive and Endometriosis. Not only on-site events but also thirteen webinars in cooperation with hospitals and universities in China and societies around the world. The feedback we received from audience were always encouraging and positive. The Annual Congress will provide the ideal platform to stimulate ideas and exchange knowledges. There will be hands-on Workshops, keynote lectures, and live surgery demonstrations. The topics of the Annual Congress reflect the current trends, new approaches, and latest researches in the field of gynecologic minimally invasive or non-invasive therapy, which we believe that it will be fruitful to the participants.

We hope that this Annual Congress will provide a great opportunity to meet experts from around the world in the laparoscopic gynecology area. And we sincerely hope that the participants would obtain significant new insights in minimally invasive and non-invasive surgery by sharing and exchanging ideas with friends worldwide.

Welcome to Singapore!

A handwritten signature in black ink that reads "Chi-Long Lee". The signature is written in a cursive, flowing style.


APAGE CHAIRMAN OF BOARD OF TRUSTEES  
CHYI-LONG LEE, M.D., PH.D.

# WELCOME MESSAGE

Dear Colleague and Friends,

We are so excited to welcome you to our 23rd Annual Congress of Asia-Pacific Association for Gynecologic Endoscopy and Minimally Invasive Therapy (APAGE) in Singapore on 25th October to 28th October, 2023.

I am proud to be president of APAGE and MIT. There will be always more than 35 countries all over the world that will join us for APAGE conference. As female consciousness rises, the topic of OBS/GYN has grown its importance in recent times. The minimally invasive surgeries are booming all over the world. Using one hole or natural orifice, such as vagina during the operation to remove the tumor has become the main trend nowadays. This is truly a cannot-miss meeting for anyone seeking state-of-the-art updates in diagnosis and treatment of patients with gynecologic diseases.



We will also have exceptional scientific contents featuring the latest innovations in clinical care and research breakthroughs in the Gynecology field from experts all over the world. The scientific programme of the meeting has always reflected the multidisciplinary nature of our field, and this year is no exception. The format once again included topical debates, lectures, workshops, and parallel sessions which will stimulate further discussions and debates.

Beside the high-quality programme of the meeting, we hope that you will have the opportunity to enjoy Singapore's rich history and beautiful sights. Singapore is one country that will never cease to keep surprising its visitors. It's a melting pot of culture and history and an extravaganza of culinary delights. Moreover, there are many fun facts about Singapore that might blow your mind. For example, Singapore has changed its time zone 6 times since 1905, it is prohibited to chew gum in the promise and you can find the National Anthem of Singapore on the back of the SGD 1000 note.

After a very difficult period for global health and peace, we look forward to seeing you in person in Singapore to continue learning, make new friends and strengthen our bonds of collegiality.

APAGE PRESIDENT  
CHI-CHANG CHANG, M.D., PH.D.

# Discover the possibilities.



The Hugo™ system brings the advantages of robotic surgery to more people – in more places than ever before.



## Move your robot between ORs

Thanks to modular system components



## Easily analyze surgical videos

And add data-driven insights to your practice with Touch Surgery™ Enterprise



## Stay connected during surgery

With the open surgeon console



**Use instruments you trust** Backed by decades of clinical research



## Master RAS

With tailored, hands-on training and support

**Hugo™ RAS was designed with surgeons around the world to make more possible in robotic-assisted surgery.**

**Medtronic**



# The 22nd APAGE Annual Congress 2022

Sep. 30 - Oct. 2, 2022 | Taipei, Taiwan & Online



• Day 1: Workshop



• Opening Ceremony



• Day 1: Workshop



• Convention Hall




• Day 1: Workshop




SCAN TO SEE MORE PHOTOS  
DURING THE 2022 CONGRESS >>>





• Day 2: Exhibition Hall



• Day2: Online APAGE Board Meeting



• Day2: Gala Dinner




• Day3: Closing Ceremony





# 2022 APAGE-OGSM-ISMIVS Conference for Minimally & Noninvasive Surgery

Nov. 13, 2022 | Melaka, Malaysia & Online



SCAN TO SEE SPEECH VIDEOS DURING THE CONFERENCE >>>





# 15th Reproductive APAGE Workshop & TSGE Annual Scientific Meeting 2022

Nov. 30 - Dec.2, 2022 | Bangkok, Thailand



• Prof. Chi-Chang Chang



• Prof. Chyi-Long Lee

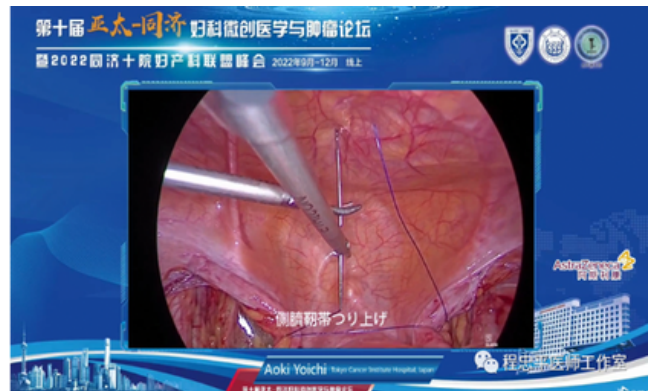
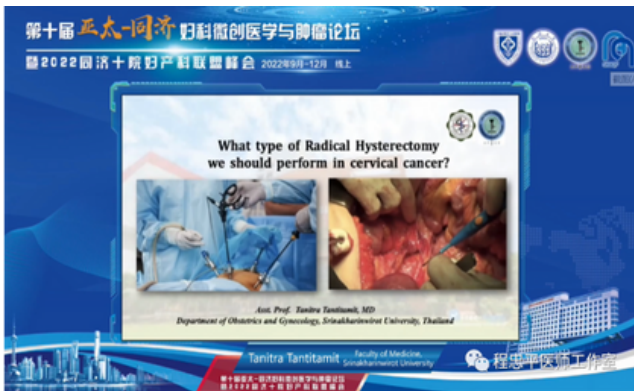
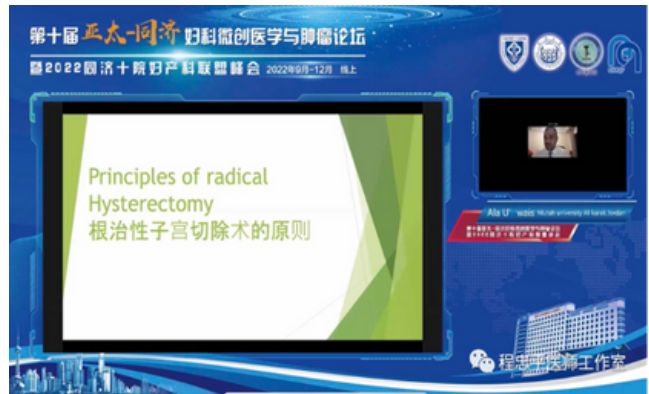
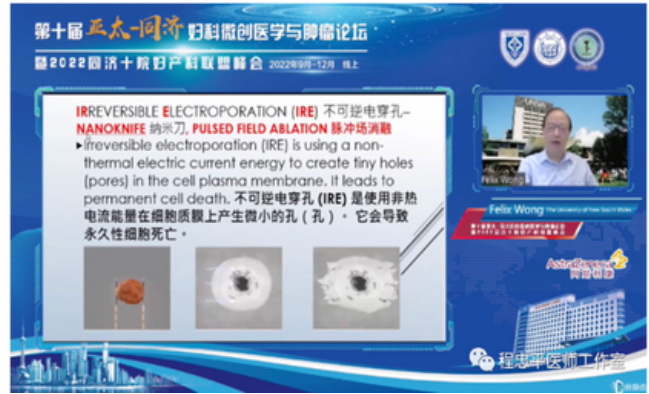


• Prof. Amphan Chalermchokcharoenkit



# The 10th APAGE - Tongji Gynecologic Minimally Invasive Oncology Forum

Oct 15 - Nov. 12, Dec. 10 2022 | Online





# APAGE & SFMIH Single-Port & NOTES Animal Hands-on Workshop

Nov. 25-27, 2022 | Shanghai, China & Online





# The 5th APAGE NOTES & Single-port Regional Meeting

April 21-22, 2023 | Guangzhou, China



# 31st Beijing International Gynecological Endoscopy & Mini-Invasive Surgery Symposium

May 12-14, 2023 | Beijing, China & Online

The opening ceremony took "Once upon a youth" as the theme and it has captured the years of our memories and moments during the conference with Professor Xia.



“Take ownership of everything in your life as the ladder is left at a place where one has climbed, gratitude for our roots and keep nurturing the next generation”. We must not forget to support and help the young generations during the path as well, so the system of medicine can continue to develop and grow. We must keep working and learning. Do not slack off due to time and place. I believe the spirit of “once upon a youth” will be a great encouragement and inspiration to the young generations.



# JSOG & APAGE Advanced Gynecology Laparoscopy & NOTES Workshop

June 22-24, 2023 | Jordan

In June, 2023, Dr. Chang Chi-Chang, the superintendent of E-Da Hospital, and Prof. Chyi-Long Lee were both invited to Amman, Jordan, to join the JSOG and APAGE Advanced Gynecology Laparoscopy and NOTES Workshop, which was hosted by Dr. Luay, Dr. Ala, and Jordan Society.






# Regional APAGE Minimally Invasive Gynaecology Masterclass & the 9th Hands-on Workshop

Aug. 18-19, 2023 | Malaysia





96267019 Fl 1 | 1.0.07/2020/P-E

# IMAGE1 S™ Rubina™ – mORe to discover

- 4K image resolution
- OPAL1 NIR/ICG technology with new display modes
- Laser-free LED light source for white light and excitation of NIR/ICG
- 4K-3D videoendoscope with automatic horizon

control

**STORZ**  
KARL STORZ – ENDOSKOPE

[www.karlstorz.com](http://www.karlstorz.com)





# REFLECTION ON APAGE EVENTS

## *The 31st Beijing International Gynecological Endoscopy & Mini-Invasive Surgery Therapy*

This time I came to Beijing to participate in “The 31st Beijing international gynecological endoscopy & Mini-invasive surgery symposium”, which is organized by Professor En-lan, Xia. It had been three years since I met Professor Xia in Beijing. I’m delighted I could finally meet her and my friends.

The organizing committee invited me to deliver a speech at the opening ceremony, which was themed “Once upon a youth”, and it has captured the years of our memories and moments during the conference with Professor Xia. In my speech, I emphasized the importance of selflessness in the field of medicine. “Take ownership of everything in your life as the ladder is left at a place where one has climbed, gratitude for our roots and keep nurturing the next generation”. We must not forget to support and help the young generations during the path as well, so the system of medicine can continue to develop and grow. We must keep working and learning. Do not slack off due to time and place. I believe the spirit of “once upon a youth” will be a great encouragement and inspiration to the young generations.



The topic of my presentation during the symposium was “Treatment of Recurrent Endometriosis”, especially for the “Deep Infiltrating Endometriosis.” To make it easier for the audiences and students to understand, I’d reduced the content of the slides, and present my topic verbally, which turned out to be quite effective. Firstly, I’d mentioned the issues raised by the LACC Study and introduced various publications and research that support our arguments.



After that, I've explained the impact of deep infiltrating endometriosis on fertility and intestinal obstruction, as well as the necessity of surgery. Since it occurs in a location other than the ovaries, performing surgery can increase the chances of pregnancy. Conversely, not considering surgery would decrease the likelihood of conceiving. Numerous research papers have also highlighted the vital role of preoperative anatomical planning in achieving successful treatment outcomes. After the speech, Professor Xia and I had discussed the content of my presentation and we share our insights. During our conversation, I'd noticed that Professor Xia has a remarkable ability to grasp and fully comprehend the key points. I sincerely admire this 91-year-old lady as an epitome of "lifelong learning", constantly absorbing new knowledge. She is really a model for us to learn from.



On the eve of Mother's Day, I sang the Chinese classic song "The Moon Represents My Heart" at the dinner to pay the highest respect for Professor Xia and wished her good health. Professor Xia has always been my role model in my life, I hope to we could have more meetings like this in the future, so we can all learn and discuss academic issues together. This conference has received praise and blessings from the students of Professor Xia because of her efforts, and I believe she had a delighted Mother's Day this year.

*Prof. Chyi-Long Lee*

Chairman of Board of Trustees of APAGE

# REFLECTION ON APAGE EVENTS

*JSOG & APAGE Advanced Gynecology Laparoscopy & NOTES Workshop in Jordan*

In the heart of Amman, Jordan, between June 22nd and 24th, 2023, an extraordinary event unfolded, organized by experts in the field. This workshop, which centered around advancing knowledge and skills in the field of gynaecology, was an unforgettable experience that left a lasting impact on all participants.

The workshop held in Amman was a testament to the dedication of these experts to provide a platform for professionals to exchange knowledge, learn from experts, and explore the latest advancements in gynaecological procedures.



Before embarking on this enlightening journey, participants had high hopes and expectations. They anticipated gaining profound insights into minimal invasive gynaecology techniques, enhancing their surgical skills, and networking with fellow experts and enthusiasts in the field.

Over the course of three intense and enriching days, the workshop unfolded in a meticulously planned manner. Each day was packed with a variety of sessions, including informative lectures, and live surgical demonstrations.

Day 1 - Lectures at Al Kindi Hospital: The workshop commenced with a series of enlightening lectures held at Al Kindi Hospital. These lectures provided a strong foundation of knowledge, covering essential aspects of minimal invasive gynaecology techniques. Experts from around the world shared their insights, setting the stage for the days to come.



Day 2 - Live Operations: The second day of the workshop was a highlight, featuring live surgical operations that left a lasting impact on all attendees. The surgical procedures performed were a testament to the precision and innovation in minimal invasive gynaecology.

- **Single Port Hysterectomy:** The first live operation showcased a single port hysterectomy, a technique that requires exceptional skill and precision. Witnessing this procedure firsthand was a remarkable educational experience, led by the renowned Professor Chi-Chang Chang, an expert in single-port surgery.
- **VNOTES Hysterectomy:** The second live operation introduced attendees to VNOTES (Vaginal Natural Orifice Transluminal Endoscopic Surgery) hysterectomy, a cutting-edge approach to gynaecological surgery. This innovative technique was expertly demonstrated by Professor Veerapol Khemarangsarn, an authority in VNOTES.
- **Laparoscopic cervical cerclage :** The third live operation , Professor Lee Chyi Long show an innovatove technique called extraperitoneal approach, which made the procedure simple and easy .
- **Single port myomectomy:** finally professor Chi-Chang Chang show us that by single hole in the umbilicus you can remove a 8\*7 cm intramural fibroid .



Day 3 - Al Karak Governmental Hospital Experience: The workshop's final day took attendees to Al Karak Governmental Hospital, where experts continued to lead and support live surgical cases, further enriching attendees' understanding of minimal invasive gynaecology.

- **VNOTES Hysterectomy:** Two live cases of VNOTES hysterectomy were performed, demonstrating the advanced techniques and precision required for this approach, under the guidance of Professor Veerapol Khemarangsarn.
- **TLH (Total Laparoscopic Hysterectomy):** The third live case featured a TLH procedure, showcasing the versatility of minimal invasive techniques, with performed by me and it was my first experience to perform a live surgery .





While the workshop was an overwhelmingly positive experience, it also presented challenges. The intensity of the schedule and the demand for precision in surgical techniques pushed participants out of their comfort zones. However, these challenges served as valuable lessons in perseverance and the importance of continuous learning.

The workshop in Amman, Jordan, was more than just an educational event; it was a transformative experience that showcased the dedication and expertise of experts in the field. Participants extend their gratitude to the organizers and mentors, including Professor Lee Chyi Long a pioneer in laparoscopic Gynecology worldwide, Professor Chi-Chang Chang, and Professor Veerapol Khemarangsarn, for their dedication to advancing the field. The knowledge gained, the connections forged, and the personal growth achieved during these three days will undoubtedly shape the careers of all participants for years to come.

The knowledge and skills shared during this workshop have already begun to influence the practices of the participants positively. The workshop reinforced the importance of adopting minimally invasive techniques whenever possible, not only for improved patient outcomes but also for reduced recovery times and overall patient satisfaction.

Throughout the workshop, participants had the privilege of connecting with fellow professionals from diverse backgrounds. The conversations and interactions were invaluable, allowing them to share their experiences and learn from one another. These connections will undoubtedly have a lasting impact on the professional journeys of all attendees.



*Prof. A/la Umais*

Assistant Professor at Mutah University AI-Karak Jordan

# REFLECTION ON FELLOWSHIP EXPERIENCE

## *APAGE International Endoscopy Program at Chang Gung Memorial Hospital*

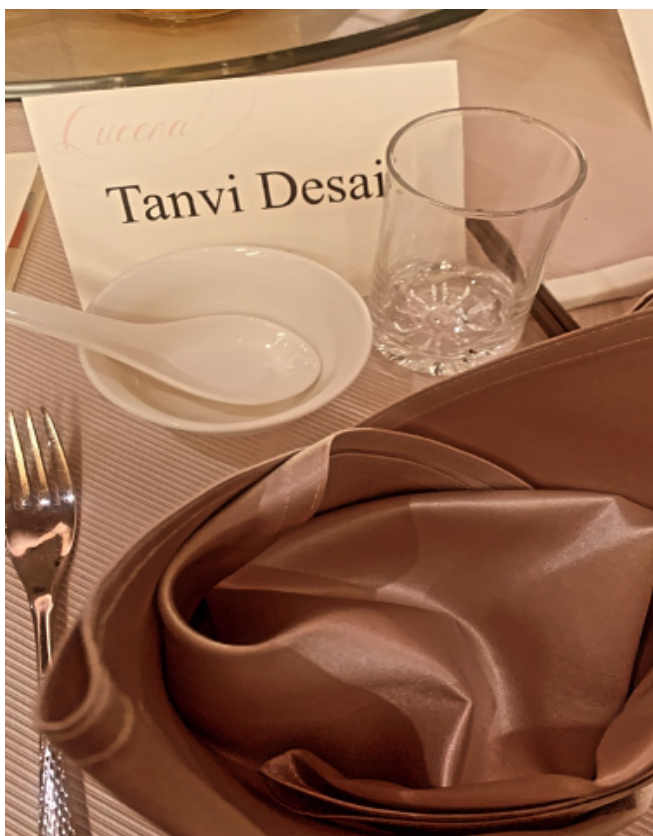
Early into my endoscopy fellowship in Mumbai, I was educated by my mentor regarding Lee-Huang point and its advantages. We practiced using it as our primary port for almost 90% of the surgeries.

A year down the line, little did I know that I would have the privilege and opportunity to train under the doyens of minimally invasive surgery themselves; Prof. Chyi Long Lee and Prof. KG Huang!

Despite just a couple of months into my marriage, I grabbed the opportunity to spend 3 months at Chang Gung Memorial Hospital, Linkou, Taiwan. The experience has been nothing short of educative, enriching and a truly memorable one.



My first weekend began with attending a TAMIG-FUGA conference, in Tainan, southern Taiwan. Apart from being an academic feast; I was graciously welcomed by the APAGE family as we enjoyed two multicourse meals, taking in the local flavours and Taiwanese delicacies.







On return to the hospital, I was quickly exposed to a high volume of exclusive minimally invasive gynaecologic surgeries, covering the entire spectrum - from fertility preserving, to reconstructive surgeries, staging gynaecologic oncology and urogynaecological procedures.

The basic principle of maintaining minimal invasion, regardless of the complexity of the disease or size of the pathology was consistently maintained, busting all myths of the limitations of minimally invasive surgery! Very quickly I was shown what could possibly be the highest level of surgical skill one could aspire to acquire as a minimally invasive gynaecologist.

Unlike most fellowships where primary training is focused on the primary surgeon, I felt the structured and standardised surgical steps and protocols used at Chang Gung Memorial Hospital, helped me understand better how a skilled assistant can really bring out the best in the primary surgeon! Thus in order to have a truly seamless surgical experience, understanding the role of all your assistants is vital. The professors equipped us with how to bring synchrony into the OR.

Mid-week we engaged ourselves in reviewing existing literature and analysing data from the high volume of on going surgeries. This ensured we were abreast with latest surgical techniques from around the world and were encouraged to publish the large pool of work and data collected at the hospital.

Professors Lee & Professor Huang very patiently demonstrated surgical steps to build our confidence with retroperitoneal dissection, restoring spaces of the pelvis in deep infiltrating endometriosis using all modalities: conventional 2D laparoscopy, 3D Laparoscopy, Single port trans-umbilical approach as well as using the latest technology in the market - the DaVinci Xi robotic system!





We were fortunate to get a quick hands on feel of the robotic system and how it takes depth perception and vision to a new level with the SIMNow training console.

Practicing and completing some exercises on it definitely brought out a competitive spirit amongst all the fellows!

Every fortnight we had a fellow meeting with Prof. Lee, where we discussed surgical topics, reviewed surgical videos and he encouraged us to push ourselves to reach our maximal potential!

Our Saturday mornings were spent with Prof. Huang; presenting interesting cases we had worked on through the week, fine tuning our surgical technique and shedding light on surgical and predictive anatomy outside the OR.

As I near the end of my 3 months, I feel armoured with knowledge and skill; while I will definitely miss the APAGE family (and of course Taiwanese bubble tea!), I am excited and confident to apply all that I have learnt on my return to Mumbai. As Prof. Lee tells all us fellows; what starts with a scope, must end with a scope. He has made sure to make each of us safely confident with endoscopy.

I am looking forward to reconnecting with the APAGE family in Singapore in October and of course in 2024, back home in India!

I will be forever grateful to Prof. Lee, Prof. Huang and Dr. Kuo for making my 3 months such an enriching and wholesome experience. A special mention to Amber Chen, who truly made my shift to Taiwan very smooth and was ever so helpful with all my endless concerns and questions!

谢谢!



*Dr. Tamari Desai*

MS, DNB OBGY Mumbai, India

# REFLECTION ON FELLOWSHIP EXPERIENCE

## *APAGE International Endoscopy Program at Chang Gung Memorial Hospital*

When I received the email informing me of my acceptance into the APAGE International Fellowship in Minimally Invasive Surgery (MIS), I was overwhelmed with excitement. This opportunity felt like a dream come true, allowing me to pursue my greatest aspiration. It is a tremendous honor for me to embark on a one-year fellowship training program from September 5th, 2022, to September 5th, 2023 at Chang Gung Memorial Hospital (CGMH) in Linkou, Taiwan—an esteemed institution renowned worldwide.



Upon my arrival in Taiwan, I began an eight-day quarantine, as per the regulations. During this period, I stayed at a hotel, where I was pleasantly surprised by the balanced and nutritious meals they provided. The delicious Taiwanese flavors introduced me to a new culinary experience, and the careful planning ensured a diverse menu that changed daily.

After completing the quarantine, I relocated to the hospital's dormitory, conveniently located near CGMH. To my delight, the dormitory was recently constructed and unexpectedly spacious. The rooms were impeccably clean and provided a cool and comfortable environment for my stay.

On the first day of the fellowship, I was in awe of the sheer size of the hospital and the bustling atmosphere filled with numerous doctors, staff members, and a multitude of operating rooms.

Even the Obstetrics and Gynecology department had an impressive volume of cases, further emphasizing the hospital's reputation and expertise.



I would like to begin by acknowledging the invaluable guidance and mentorship of two esteemed individuals, Professor Lee and Professor Huang. They are the brilliant minds behind the development of the Lee-Huang Point, which serves as a safe and effective entry site for Veress needle and primary port insertion in laparoscopic procedures. This innovative approach offers numerous advantages, particularly in the fields of laparoscopy and operative pelviscopy, with specific benefits for gynecology malignancy, large pelvic pathology (such as fibroids), subumbilical adhesions, and cases where the traditional umbilical approach has failed.



Let's talk about Prof Lee, the Chairman of the Board of Trustees at APAGE. He is an exceptionally skilled and professional expert in the field of Minimally Invasive Surgery (MIS). Regardless of the complexity of the operation, be it dealing with malignancies or deep infiltrating endometriosis (DIE), Prof Lee demonstrates unwavering expertise. He generously shares his extensive experience and laparoscopic techniques for the excision of deep infiltration endometriosis, utilizing the superior image quality provided by 3D laparoscopes. Working alongside Prof Lee, I had the opportunity to assist in numerous vNOTES procedures, which proved to be particularly fascinating when using 3D laparoscopes. Under his constant mentorship, I have gained an abundance of invaluable knowledge, surgical skills, and techniques in minimally invasive surgical approaches.



Driven by Prof Lee's motivation and guidance, I was able to publish two video articles titled "Three-dimensional Laparoscopic Hemihysterectomy in a Case of Herlyn-Werner-Wunerlich Syndrome" and "Laparoscopic Surgical Management of an Iatrogenic Tubo-ovarian Abscess Following Hysteroscopy in a Sexually Inexperienced Female" in the esteemed journal Gynecology and Minimally Invasive Therapy (GMIT).

Prof Lee's mentorship and support have not only enhanced my surgical abilities but also fostered a deep passion for research and academic contributions. I am grateful for the exceptional learning experience and the privilege to work with Prof Lee, a true leader in the field of MIS and a source of inspiration for all of us.



Let's now turn our attention to another remarkable teacher, Prof. Huang, a highly skilled gynecologic oncologist.

His surgical procedures are characterized by a gentle, slow, and precise approach, resulting in exceptional clarity of the pelvic anatomy and minimal bleeding post-surgery. Working closely with Prof. Huang, I had the opportunity to not only observe but also actively participate in practical surgeries. This hands-on experience significantly enhanced my professional competence and skills, particularly in the field of gynecologic oncology and laparoscopic staging surgery. Despite feeling nervous and stressed, I successfully performed my first hysterectomy and myomectomy under Prof. Huang's guidance, support, and supervision. His constant reminders of "slowly, steady" echoed in my ears during every surgical procedure, enabling me to operate with a calm and confident demeanor.



Under Prof. Huang's tutelage, I gained comprehensive knowledge not only of surgical anatomy and technique but also of surgical preparation and the setup of the operating room. This holistic education provided me with a solid foundation for delivering safe and effective surgical care. I am grateful for his guidance, which has not only improved my technical skills but also instilled in me a sense of precision, attentiveness, and confidence that will continue to shape my surgical career.

Let's now discuss another highly respected laparoscopic gynecologist, Prof. Yen, who possesses exceptional expertise in advanced laparoscopic and hysteroscopic surgery. Prof. Yen predominantly performs surgical procedures using laparoscopic-assisted vaginal hysterectomy (LAVH). Learning from Prof. Yen has provided me with a unique perspective on laparoscopic techniques, enriching my gynecologic endoscopy skills. It is truly remarkable to have the privilege of learning from a multifaceted expert like Prof. Yen. His proficiency in Minimally Invasive Surgery (MIS) is complemented by his comprehensive and precise teaching on Hysteroscopy. The depth of knowledge and clarity he imparts during his teachings makes the learning process both effective and enjoyable.

Dr. Kuo, whom I consider both a teacher and a friend, possesses remarkable speed and accuracy in performing laparoscopic surgeries, single-port surgery, and robotic surgery. His detailed teaching of suturing techniques using a dry box was particularly valuable and enhanced our proficiency in this critical aspect of surgery. Thanks to Dr. Kuo, I had the privilege of visiting and observing the High-intensity Focused Ultrasound (HIFU) ablation for uterine fibroids at the Taoyuan branch of CGMH.







Collaborating with fellows, residents, anesthetists, and skilled nursing staff during this experience, I felt a genuine sense of warmth and excitement, as if I were working in my own country. It was a rare and rewarding experience to have such a sense of friendship, learning, and support from everyone involved. I am deeply grateful for the invaluable experiences and support I received during my time working alongside these dedicated individuals.

I had the privilege of attending the 22nd annual Congress of APAGE, which took place at TICC in Taiwan. The congress brought together renowned speakers from around the world, providing us with a delightful and innovative experience. The opportunity to learn from these prominent experts was truly invaluable.



I am delighted to express my gratitude for the fruitful discussions on numerous clinical cases during the international fellow meetings. The oral and video presentations, along with the active participation of our fellow colleagues and teachers, have provided us with valuable insights into advanced knowledge and treatment methods in Minimally Invasive Surgery (MIS). These meetings have been instrumental in broadening our understanding of complex cases and refining our skills in managing various gynecologic conditions.

I am equally appreciative of the opportunities to attend comprehensive meetings and conferences organized by the Obstetrics and Gynecology department of Chang Gung Memorial Hospital (CGMH). These gatherings have been both enjoyable and remarkable, covering a wide array of topics not only related to Obstetrics and Gynecology but also exploring areas such as Infertility. The diverse range of subjects discussed in these events has enriched our understanding of different aspects of women's health and fertility issues.





Additionally, I am incredibly grateful to have participated in the TAMIG hands-on workshop for hysteroscopy and cystoscopy, as well as the office hysteroscopy workshop hosted by CGMH over the course of a year in Taiwan. These workshops not only covered fundamental and advanced knowledge in hysteroscopy but also provided practical hands-on training with various types of hysteroscopes. This immersive approach allowed me to apply what I learned in a practical setting, enhancing my understanding and skills in hysteroscopic procedures.

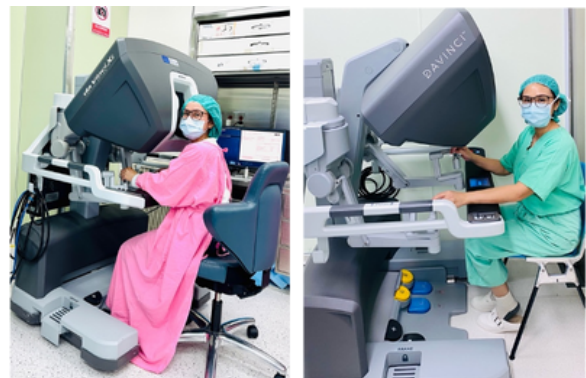


Furthermore, the stimulation-based training for Da Vinciâ surgery provided an optimal learning environment for me to develop the essential skills required for robotic surgery. The hands-on approach and the opportunity to practice on simulation models allowed me to enhance my proficiency and gain confidence in this advanced surgical technique.

Attending these events, workshops, and training sessions has played a significant role in my professional development and has provided me with the knowledge, skills, and resources needed to excel in the field of gynecologic surgery. I am immensely grateful for these opportunities and the valuable experiences they have provided me.

Throughout my journey in Taiwan, I had the incredible opportunity to explore the charming mountain town of Jiufen alongside fellow international colleagues in Minimally Invasive Surgery, esteemed Professors, and distinguished members of APAGE. The memories created during this visit are etched in my heart, destined to be cherished forever.

Taiwan, with its abundant and breathtaking landscapes, boasts an array of beautiful mountains, rolling hills, pristine beaches, and historically significant sites. The ease and safety of its public transportation system made it a joy to traverse this captivating country, tempting me to discover new destinations during my year-long training.



Yet, what truly stood out and left an indelible impression on my heart were the people of Taiwan. The Taiwanese people are the epitome of warmth and hospitality, their genuine friendliness and politeness making me feel welcomed and appreciated. Interacting with them, whether in the bustling cities or tranquil countryside, was always a pleasure, leaving me with lasting memories of heartfelt connections and genuine smiles.

Becoming a fellow participant in the minimally invasive surgery of APAGE has been a source of immense pride and joy in my life. Throughout my training, I have been exposed to a wealth of new insights and cutting-edge techniques in MIS. I owe a profound debt of gratitude to Prof Lee, Prof Huang, Prof Yen, APAGE society, and CGMH for accepting me as a fellow and for generously sharing their wealth of knowledge and practical experience in MIS. Their mentorship and guidance have not only enhanced my surgical skills but have also improved my overall performance as a doctor. I will carry the memory of this remarkable journey with me as I return home to Myanmar. The teachings and support I received during my time as a fellow will remain a guiding light throughout my career, inspiring me to continuously strive for excellence in the care of my patients.



Once again, I express my deepest gratitude to everyone involved for this life-changing opportunity. I will forever cherish the experiences and knowledge gained during my fellowship with APAGE, and I am eager to apply these skills to positively impact the lives of women in my home country. Thank you for enriching my life and for helping me become a better medical professional.

*Zim Mar Lay, M.D.*

Nyein Hospital, Mandalay, Myanmar



# REFLECTION ON FELLOWSHIP EXPERIENCE

*APAGE International Endoscopy Program at Chang Gung Memorial Hospital*

“Never Stop Learning.”

I have always valued learning as an enriching journey that shapes our minds and opens doors to new horizons. Throughout my life, I have come to appreciate the power of continuous learning as a fundamental aspect of personal growth and development.

That’s why I’m here - to learn. To experience that which extend to every facet of my life. Each encounter with new information, whether through formal education, or interactions with others, contributes to my understanding of the world and myself. During my first day, “I know nothing” were literally the words running through my mind while watching Prof. Lee confidently perform a robotic-assisted radical hysterectomy, as easily as if the complex procedure was merely ‘chickenfeed’. A few days later, I met Prof. Huang, who performed the same procedure laparoscopically with such meticulous refinement and demonstration of precise instrument control.

At that early point of training, merely observing surgical procedures has been a transformative and awe-inspiring experience. The level of grace and surgical technique that my mentors demonstrated was so artfully executed, that at the end of every surgery, I found myself dumbstruck. During these first few weeks of observing my mentors, despite the conversations with the nurses and residents in Taiwanese, our professors took the time to explain noteworthy cases and the rationale behind their management in English. I expressed my main goals for the fellowship, which centered around learning advanced laparoscopic gynecologic procedures. From then to now, we engaged in learning activities which proved to be immensely informative and enriching.

Initially, navigating communication with the operating theater staff presented challenges due to the language barrier. Nonetheless, I was fortunate to have the invaluable support of my international co-fellows, who oriented me during my first weeks in the hospital.

Numerous individuals within the operating theater ecosystem at Chang Gung Memorial Hospital have proven to be instrumental in facilitating our grasp of the intricate art of laparoscopic instruments and devices. This collaborative environment extends to operating theater nurses, residents, and fellows, all of whom eagerly contribute to our education. Their proactive approach in correcting and refining our techniques when we veer from the established norm exemplifies their dedication to our growth. Operating theater nurses’ wealth of experience shines through as they patiently and methodically impart the nuances of instrument manipulation. Resident doctors and fellows also actively contribute to this learning dynamic by allowing us to scrub with them. The culture of shared learning at Chang Gung Memorial Hospital underscores the reality that the collaborative efforts of medical professionals from diverse backgrounds create a robust foundation for professional growth.

Slowly and progressively, I was allowed to participate in surgeries. As I ventured into the world of advanced gynecologic endoscopy, I quickly realized that mastering surgical techniques is a profound responsibility and a continuous journey of refinement. The process demands unwavering dedication, attention to detail, and a deep understanding of anatomy and physiology. Observing my seasoned mentors perform intricate procedures instilled in me a sense of reverence for the artistry and skill required in the operating room. Each surgery presents unique challenges, and the ability to adapt and think critically in high-pressure situations is paramount. The privilege of witnessing patients' lives being positively impacted through these procedures underscores the profound impact of this knowledge and fuels my determination to excel in this field.

During my immersive journey, I, along with my co-fellows, wholeheartedly engaged in weekly conferences with Prof. Huang and biweekly meetings with Prof. Lee, collectively delving into case analyses, surgical technique evaluations, and identification of avenues for enhancement. Dr. Kuo, another pivotal figure in our training, conducted invaluable practical dry-box workshops on weekends, meticulously aiding us in honing fundamental laparoscopy skills. The steadfast commitment of Prof. Huang, Prof. Lee, and Dr. Kuo to our education, guidance, and skill development resonates deeply, and I am profoundly grateful for their unwavering efforts and mentorship.

These invaluable interactions with my dedicated mentors added depth to my understanding of their conditions and the treatment plans being devised. Their mentorship has provided more than just technical expertise—it has forged a bond of trust and camaraderie. These mentors have not only imparted technical proficiency but have also nurtured a mindset of continuous research, case writing, and improvement, pushing me to strive for both clinical and academic excellence.

One of the most profound lessons their mentorship has taught me is the importance of humility in the pursuit of surgical expertise. I've come to realize that every surgeon, regardless of their experience, is perpetually learning and refining their craft. The mentor-mentee relationship is a symbiotic one, where the mentor imparts wisdom and experience, while the mentee brings fresh perspectives and a thirst for innovation. This dynamic exchange fuels a culture of growth, fostering an environment where questions are encouraged, mistakes are treated as opportunities to learn, and collaboration is paramount. The humility to acknowledge gaps in knowledge and the willingness to seek guidance are key ingredients in the recipe for becoming a skilled and compassionate surgeon.

It is also noteworthy to mention that their mentorship extends beyond the operating room and hospital. Occasionally, our mentors have warmly let us into their homes, and/or take us out to experience the rich culture and gastronomic delights of Taiwan. These are joyous moments and the resultant memories will be so treasured.



Now a quarter of the way through my training, I remain deeply grateful for the mentorship, exposure to diverse surgical procedures, and the overall learning opportunities that have significantly enriched my skills and knowledge as an aspiring gynecologic laparoscopist. The fellowship has undoubtedly played a pivotal role in shaping my career path and instilling a profound sense of responsibility in the field of minimally invasive gynecologic surgery. As there are more months to come, I look forward to continue this quest to gain my surgical proficiency.

In conclusion, the fusion of learning surgical procedures with the invaluable mentorship of experienced surgeons has been a transformative experience. It has not only equipped me with technical proficiency but has also instilled in me a deep sense of responsibility, humility, and commitment to patient well-being. Mentorship has illuminated the path toward becoming a compassionate and skilled surgeon, emphasizing that expertise is not just a destination but an ongoing, collaborative journey. As I reflect on this juncture of my career, I am inspired by the profound impact mentorship has had on shaping me as a surgical practitioner and fueling my passion for the art and science of healing.

I would like to express my sincerest gratitude to my mentors, co-fellows, paramedical staff, APAGE-MIT, and Linkou Chang Gung Memorial Hospital for making all these happen.

Accomplishments / Symposia / Learning activities February 15, 2023 – August 15, 2023:

#### PAPERS PUBLISHED

- A Video Article: Three-Dimensional Laparoscopic Hemi-hysterectomy in case of Herlyn-Werner-Wunderlich Syndrome (GMIT, Second Author)
- Video Article: Laparoscopic Surgical Management of an Iatrogenic Tubo-ovarian Abscess Following Hysteroscopy in a Sexually Inexperienced Female (GMIT, Second Author)

#### PAPERS SUBMITTED PENDING PEER REVIEW

- Video Article: Simple Enterolysis Techniques during Minimally Invasive Gynecologic Surgery (GMIT, Primary Author)

#### ABSTRACTS FOR PRESENTATION AT THE 2023 APAGE ANNUAL CONGRESS, SINGAPORE:

- Difficult Surgery for Deep Infiltrating Endometriosis with Rectal Involvement
- The Novel Use of Merselene Tape for Hysteropectomy
- Introduction of A Cost-Effective Video Laparoscopy Simulator Primarily Using Materials from Ikea and an Old Mobile Phone

#### SURGICAL VIDEOS EDITED

- DIE Surgery for Prof Lee's Bangkok Lecture (Near-live surgery: 40-50mins)
- Enterolysis Video (6 Mins, Uploaded to ASurg, For possible publication or article)
- Burch Colposuspension + Ileopexy (6 Mins, For possible publication)
- DIE Surgery with Resection - Anastomosis (6 Mins, For possible publication)

LECTURES PREPARED FOR CONGRESSES / SYMPOSIA

- The Importance of the Lee-Huang Point in Advanced Minimally Invasive Gynecologic Surgery (Presented by myself at TAMIG-FUGA meeting)
- Conservative Surgery for Severe Recurrent Endometriosis: Technique and Rationale (Presented by Prof. Lee, TSGE, Bangkok)

PAPERS PEER REVIEWED

- Routine Pre-operative Ureteric Catheterisation for Major Endoscopic Gynaecological Surgery
- The Importance of Rotation for the Security of Half-stitch Sequences in Surgery

PAPERS CURRENTLY BEING WRITTEN

- Original Article: Introduction of a Cost-effective Video Laparoscopy Simulator Primarily Using Materials from Ikea and an Old Mobile Phone, and its Comparison to other Home-built Trainers and Commercialized Systems
- Case Report: The Novel Use of Merselene Tape for Hysteropectopexy
- Review Article: Updates In Minimally Invasive Adenomyomectomy

ATTENDED SYMPOSIA / TRAINING

- Bimonthly Simulation-based Training in Da Vinci Robotic Surgery, CGMH
- TAMIG - FUGA Regional Meeting, Chi-Mei Hospital, Tainan
- TAMIG Hysteroscopy and Cystoscopy Workshop, Linkou CGMH
- TAMIG - Fertility Society Regional Meeting, Linkou CGMH
- CGMH Hysteroscopy Workshop, Linkou CGMH
- TAOG Annual Congress, Taichung

FELLOW'S MEETING PRESENTATIONS:

- Deep Endometriosis Surgery Techniques
- Application of Lee-Huang Point in MIGS
- Enterolysis Video and Manuscript
- APAGE - YAG Videos and Abstracts

*Gilliam Patrick C. Gonzalez, MD*

APAGE-MIT International Fellow  
Linkou Chang Gung Memorial Hospital





Coseal  
Surgical Sealant

# The New Era of Adhesion Prevention

## 5G 抗沾新時代

- Synthetic Hydrogel 全合成水凝膠<sup>2</sup>
- Do not Migrate 緊附組織不位移<sup>1,2</sup>
- Enduring for 7 Days 停留組織 7 天<sup>1,2</sup>
- Damage Less 不增加術後不良反應<sup>3</sup>
- Larger Coverage 大範圍全子宮抗沾

#### References:

1. Hill, A., et al., Treatment of suture line bleeding with a novel synthetic surgical sealant in a canine iliac PTFE graft model, January, 2001 308-312.
2. COSEAL Synthetic Sealant Instructions for Use
3. Mettler, L. A safety and efficacy study of a resorbable hydrogel for reduction of post-operative adhesions following myomectomy, Human Reproduction Vol. 23, No. 5 pp. 1093-1100, 2008

衛部醫器輸字第 025954 | 廣字號申請中

公司名稱：百特醫療產品股份有限公司  
公司地址：台北市大安區敦化南路二段95號28樓  
公司電話：(02) 2376 5000

**Baxter**



# TO APPLY FOR FELLOWSHIP

## IMPORTANT NOTES FOR ALL APPLICANTS

---

### STEPS

1. Submit an **application form** CV to [apage.edu@gmail.com](mailto:apage.edu@gmail.com) and [apage.membership@gmail.com](mailto:apage.membership@gmail.com)
2. Confirm program starting date and duration with APAGE Secretariat
3. Submit the required documents at least 5 months before fellowship begins
4. Complete membership registration and fee deposit
5. Apply for visa after receiving fellowship approvals from the Ministry of Health and Welfare in Taiwan

### REQUIRED DOCUMENTS

1. The APAGE fellowship application form [Download via APAGE Official Website]
2. Curriculum Vitae (CV)
3. A copy of Diploma
4. A copy of medical practice license (in English)
5. A copy of passport (at least the remaining validation is 6 months)
6. Two recommendation letter
7. The latest copy of working experience or certificate (to prove that your working experience in gynecology is more than 2 years, and to be issued within 180 days before the training date)
8. 2 x 2 inches color photo (formal)
9. English Health report (done in working place and within 90 days of the training starting date)
10. A copy of certificate of international “Travel Medical Insurance” in English (issued by any of the insurance companies, the insurance item should be “Travel Medical” insurance and the insurance period should be the period of the training program) The cost of medical care and treatment during the period of training should be covered by the applicant.
11. Signed non-disclosure agreement[Download via APAGE Official Website]
12. By completing the application, the applicants hereby agree to have their names, photos, and institutions announced on the APAGE website.



# APAGE IS PROUDLY TO PRESENT ITS ACCREDITATION PROGRAM!

The accreditation can be awarded to centers and individual surgeons performing and practicing minimally invasive gynecologic surgery.

The purpose of the program is two-fold. Firstly, the centers and/or surgeons achieving APAGE accreditation would demonstrate a high standard of minimally invasive surgical practice as per APAGE guidelines. These units are quality assured. Secondly, the accreditation program focuses on teaching and training. ACMIG Centers provide training programs and the capacities to train. Surgeons seeking training in minimally invasive surgery can apply to these centers.

APAGE also provides three accreditations to assist in the evaluation of qualifications of surgeons. Endoscopic surgeons should demonstrate the necessary surgical competencies in dealing with the challenges in the treatment of gynecologic malignancies.

## Three types of accreditations for surgeon:

- Gynecologic Oncologic Endoscopic Surgeon
- Gynecologic Reproductive Endoscopic Surgeon
- Gynecologic Pelvic Floor Reconstruction Endoscopic Surgeon

## How to become an ACMIG Center?

1. Register by submitting an application form to [apage.edu@gmail.com](mailto:apage.edu@gmail.com)
2. Schedule an assessment date
3. Proceed to on-site inspection
4. Outcome of accreditation
5. Award of certificates at APAGE Annual Congress

## How to become a Certified Surgeon?

1. Submit an application form to [apage.edu@gmail.com](mailto:apage.edu@gmail.com)
2. Submit the required documents/videos for review
3. Outcome of accreditation
4. Award of certificates at APAGE Annual Congress

**For further details, please contact APAGE secretariat at [apage.edu@gmail.com](mailto:apage.edu@gmail.com)**



# YOUNG APAGE GROUP (YAG)

## Date of the 23rd Annual Congress

- Thursday, October 25 - Saturday, October 28, 2023

## Qualification

- Doctors under the age of 45, or members who have received training in APAGE certified facilities in 5 years are welcome to participate.

## Other Requirements

- Official Language: English
- Video Format: MP4 - with submission of an English abstract limited to 500 words.
- Video Length: 5-6 minute maximum, including titles, video clips and English narration.
- Video quality: Videos must be of good visual quality and should not be lower than 720x480 resolution. For Non-Surgical Videos, please be sure all graphs, charts and statistics are clearly readable and verbally described.

Accepted abstracts and videos will be presented in the YAG session in the upcoming 2023 APAGE Annual Congress in Singapore.

All videos accepted for presentation will be posted on APAGE official website ([www.apagemit.com](http://www.apagemit.com)) for educational purposes.

*A 5-6 minute short video with inspirational ideas & innovative surgical techniques.*



GMIT

# Call For Paper

2022 Journal Impact Factor **1.2**

## Want to publish your paper in PubMed Journal?

Gynecology and Minimally Invasive Therapy, the official publication of The Asia-Pacific Association for Gynecologic Endoscopy and Minimally Invasive Therapy, is a peer-reviewed print + online quarterly journal. The journal's full text is available online at [www.e-gmit.com](http://www.e-gmit.com). The journal allows free access (Open Access) to its contents and permits authors to self-archive final accepted version of the articles on any OAI-compliant institutional / subject-based repository.



**Details at: [www.e-gmit.com](http://www.e-gmit.com)**

**Submission: [review.jow.medknow.com/gmit](http://review.jow.medknow.com/gmit)**

The journal will cover technical and clinical studies related to health, ethical and social issues in field of Medical, Gyneoclogy, Minimally Invasive Surgery, Biological therapy, Hysteroscopy, Endoscopic Surgery, Gynecology Urology, Basic Science, Surgical Education, Robotic Surgery, Endometriosis, Reproductive, Immunology, Reproductive Endocrinology, Gynecology Oncology. Articles with clinical interest and implications will be given preference.

### **Guidelines for submission**

- Article Type: Review Article, Original Article, Video Article, Short Communication, Clinical Review, Case Report
- Must include a 250 words (max) abstract and keywords
- NLM Style of citation
- Submissions can be made online through Journal On Web for instent status review

For any further inquiries, please contact us at [gmit.apage@gmail.com](mailto:gmit.apage@gmail.com)



# APAGE MEMBER RECRUITMENT

**WE WANT YOU!**

Interested in joining us? Scan the QRcode to register !

## *Benefits:*

- ✓ Acquires the latest and innovative knowledge of gynecologic minimally invasive therapy.
- ✓ Obtains membership discount on registration fee for future APAGE events and subscription fee to copy of GMIT.
- ✓ Monthly notification of the latest news.



**JOIN US NOW!**

**For any enquiry, please contact:**

✉ [apage.membership@gmail.com](mailto:apage.membership@gmail.com)

🌐 [www.apagemit.com](http://www.apagemit.com)



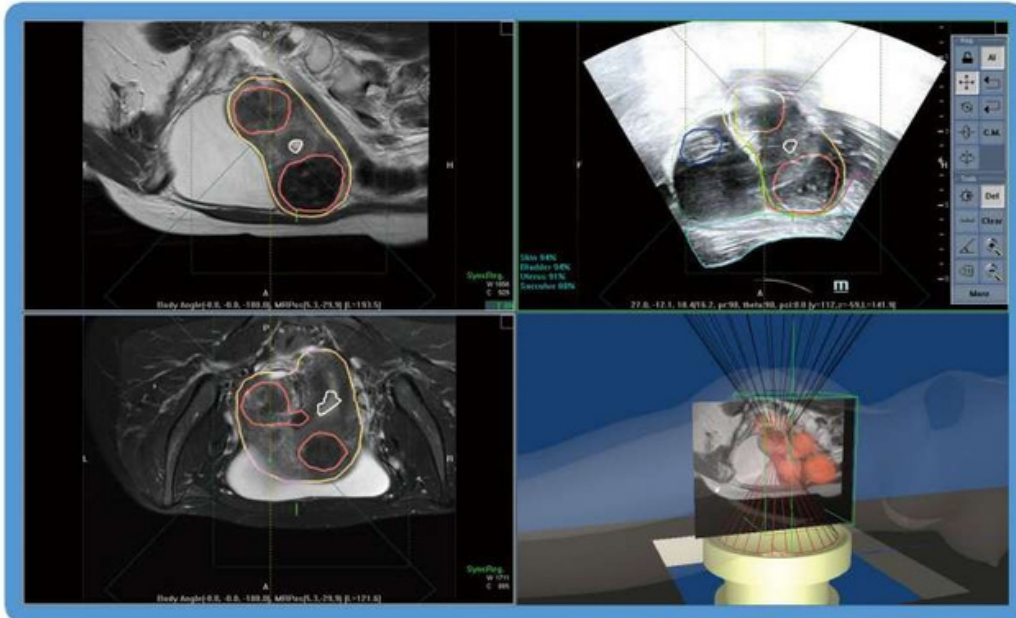
**Scan  
me!** 







**Haifu Focused Ultrasound Tumor Therapeutic System**  
**Integrated with the latest image fusion software**  
**(Pre-HIFU MRI image matched with real time Ultrasound Image)**



- Give doctors a better view and easier location of tumor
- Clearer, Faster and Easier
- Focused Ultrasound Ablation, keeping optimizing noninvasive treatment for uterine fibroids and adenomyosis

contact us

Tel: +86 23 67886799

Web: [www.haifumedical.com](http://www.haifumedical.com) Email: [sales@hifu.cn](mailto:sales@hifu.cn)

