

FINAL ANNOUNCEMENT



VIRTUAL

# The 9<sup>th</sup> NATIONAL CONGRESS Indonesian Gynecological Endoscopy Society (IGES)

*Facing Covid-19 Pandemic: Current Breakthrough  
in Gynecologic Endoscopy*

**NOVEMBER 1<sup>st</sup> - 7<sup>th</sup>, 2021**

**LIVE SURGERY PARADE**

November 1<sup>st</sup> - 3<sup>rd</sup>, 2021

by  
Virtual Event Website Platform

**SPECIAL SKILL AND  
NEAR LIVE SURGERY WORKSHOPS**

November 4<sup>th</sup> - 5<sup>th</sup>, 2021

by Zoom &  
Virtual Event Website Platform

**MAIN CONGRESS**

November 6<sup>th</sup> - 7<sup>th</sup>, 2021

by  
Virtual Event Website Platform

Info & Registration :  
[www.virtualiges.com](http://www.virtualiges.com)

Organized by:

**ICM** Indonesia  
Congress  
Management



Greetings

General Information

Board of Committee

IGES PRE - CONGRESS PROGRAM

Registration Form

# CONTENTS



As IGES president, I am pleased to have you all at the 9th Indonesian Gynecological Endoscopy Society Annual Congress. Due to pandemic situation, this year congress will be held in virtually, but even though, we ensure you it will not decrease the quality and essence of the congress itself.

We have given our best efforts to make 9<sup>th</sup> IGES National Congress as an event that develop the Minimally Invasive Surgery Program toward the Digital Era.

Many new cases in fertility and reproductive surgery, urogynecologic surgery, oncology surgery, and endoscopy surgery arise and needs proper handling. Hence it is very important for all surgeon and medical professional to increase and share the knowledge of the up to date information, technology, and treatment available for our patients and also to improve the future care of our patients especially in this Covid 19 pandemic situation.

Through this virtual congress, let us upgrade our skill and knowledge with the faculties, surgeons, and industries, in safety procedure of course by keeping the health protocol.

Looking forward to see you and your valuable feedback for our continuously improvement.

Let us have a fruitfully congress!  
With our sincere regards,

M. Syah. Nadir Chan



Dear Colleagues,

With the great pleasure, I hereby would like to offer a warm welcome to all the parties to the 9th Indonesian Gynecological Endoscopy Society Annual Congress, hosted in virtually from 16 – 19 October 2021 .

Furthermore, I would like to take this chance, to express heartfelt appreciation to those who have devoted, supported and assisted IGES continuously over the years. Looking to the future, IGES is always glad to collaborate with medical association, holding workshops and conferences to advance the development, knowledge and techniques in gynecological endoscopy and minimally invasive therapy in our country.

The Congress is a unique and excellent opportunity to learn and to share innovative ideas and experiences with colleagues from all over Indonesia and some from international faculties. Wherever you work, take this virtual opportunity to break away from your daily routine in order to discover new approaches and to get acquainted with the scientific sessions that will inspire you.

Most of all, please take this opportunity to network and getting insight also motivation for your workplace and colleagues.

I believed that this congress will be a highly rewarding educational opportunity. Come and share in our exciting scientific program and activities

Sincerely yours,

Relly Yanuari Primariawan

The 9<sup>th</sup> IGES National Congress

Indonesian Gynecological Endoscopy Society (IGES)

### THEME

Facing Covid-19 Pandemic: Current Breakthrough  
in Gynecologic Endoscopy

### PLATFORM

Virtual Event Website Basis

### DATE

Live Surgery Parade

Skill & Near Live Surgery Workshops

Main Congress

: November 1<sup>st</sup> - 3<sup>rd</sup>, 2021

: November 4<sup>th</sup> - 5<sup>th</sup>, 2021

: November 6<sup>th</sup> - 7<sup>th</sup>, 2021

### ACCREDITATION

Indonesia Medical Association

### SCIENTIFIC MEETING MEMBER

- O&G Residents
- Obstetrics & Gynecology Specialist
- Endolaparoscopic Surgeon

### PROGRAM

- Online Symposium
- Online Workshops
- IGES Awards  
(Video, Oral, and Poster Competition)

### PCO / INFO & REGISTRATION:

INDONESIAN CONGRESS MANAGEMENT

Jl. Westhoff No. 35 Bandung,

West Java - Indonesia 40171

Telp. : +62 (22) 426 4028

Contact : +62 821 2876 8228 (Ati)

### SECRETARY OFFICE:

Obstetric and Gynecology Department

Indonesian Gynecological Endoscopy Society

Jl. Taman Kimia No.10, Pegangsaan,

Kec. Menteng, Jakarta Pusat

Sekretariat : igesindonesia@gmail.com

Contact : +62 811 155 956 (Ida)

## Patron

1. Prof. DR. Dr. Wachyu Hadisaputra, SpOG (K)
2. Dr. MS Nadir Chan, SpOG (K)
3. Prof. Dr. Duddy S. Nataprawira, SpOG (K)
4. Prof. DR. Dr. Budi Iman Santoso, SpOG (K), MPH
5. Prof. DR. Dr. TZ Jacob, SpOG (K)

## Steering Committee:

- DR. Dr. Wiryawan Permadi, SpOG (K)
- Dr. Eddy Hartono, SpOG (K)
- Dr. Setyo Hermanto, SpOG
- DR. Dr. Sigit Purbadi, SpOG (K)
- Dr. Chamim Shobari Singoprawiro, SpOG(K)
- DR. Dr. Ruswana Anwar, SpOG (K)
- DR. Dr. Putra Adyana, SpOG (K)

## Organizing Committee

Chairman : Dr. Relly Yanuari Primariawan, SpOG (K)

Secretary: Ida Iriani

Treasurer: Dr. Maya Mewengkang, SpOG

## Scientific

- DR. Dr. Syarif Taufik, SpOG (K)
- Dr. Shofwal Widad, SpOG (K)
- DR. Dr. Herbert Situmorang, SpOG (K)
- DR. Dr. Hartanto Bayuaji, SpOG (K)
- Dr. T. Dewi Anggraeni, SpOG (K)
- Dr. Ratih Krisna, SpOG (K)

## Fundraising

- DR. Dr. Hanom Husni Syam, SpOG (K)
- Dr. M. Aerul Chakra, SpOG (K)
- Dr. Indra Adi Susianto, M.SI.Med, SpOG
- Dr. Cepi Teguh Pramayadi, SpOG, MARS
- Dr. med. Ferdhy Suwandinata, SpOG

## Publication & Communication

- Dr. Ichnandy A. Rachman, SpOG, FMAS CCD
- Dr. Ferry Darmawan, SpOG
- Dr. Riyan Hari Kurniawan, SpOG
- Dr. M Dwi Priangga, SpOG
- Dr. Edward Muljadi Sp.OG, FMIGS
- Dr. Alfa Meutia, SpOG (K)

## Information & Technology

- Dr. M. Luky Satria, SpOG (K)
- Dr. Hari Nugroho, SpOG (K)
- Dr. Achmad Kemal Harzif, SpOG (K)
- Dr. Muhammad Nurhadi Rahman, SpOG

Time	Monday, November 1st, 2021	Tuesday, November 2nd, 2021	Wednesday, November 3rd, 2021	Thursday, November 4th, 2021	Friday, November 5th, 2021
7.30			REGISTRATION		
7.45					
8.00					
8.15					
8.30					
8.45					
9.00					
9.15					
9.30					
9.45					
10.00					
10.15					
10.30					
10.45					
11.00					
11.15					
11.30					
11.45					
12.00					
12.15					
12.30					
12.45					
1.00					
1.15					
1.30					
1.45					
2.00					
2.15					
2.30					
2.45					
3.00					
3.15					
3.30					
3.45					
4.00					
	<p>SURG 1 : TOTAL LAPAROSCOPIC HYSTERECTOMY IN A BIG UTERUS DUE TO FIBROIDS</p>	<p>SURG 4 : OFFICE HYSTEROSCOPY IN AUB</p> <p>SURG 5 : TRANSCERVICAL RESECTION OF ENDOMETRIUM (TCRE)</p>	<p>SURG 7 : VNOTES HYSTERECTOMY</p>	<p>SKILL WORKSHOP 2 HYSTEROSCOPY</p>	<p>SKILL WORKSHOP 3 ELECTROSURGERY</p>
	<p>SURG 2 : ENDOMETRIOMA SURGERY BY LAPAROSCOPY</p>	<p>SURG 6 : ADENOMIOSIS AND BILATERAL ENDOMETRIOMA TLH AND CYSTECTOMY BILATERAL</p>	<p>SURG 8 : LAPAROSCOPIC MYOMECTOMY</p>	<p>SKILL WORKSHOP 1 SUTURING</p>	<p>SKILL WORKSHOP 4 SINGLE PORT AND NOTES</p>
	<p>SURG 3 : SEVERE AND DEEP ENDOMETRIOSIS EXCISION OF SEVERE PELVIC SIDEWALL AND POUCH OF DOUGLAS ENDOMETRIOSIS</p>		<p>SURG 9 : PROLAPS UTERUS TLH AND COLPOSUSPENSIS</p>	<p>SKILL WORKSHOP 2 HYSTEROSCOPY</p>	<p>NEAR LIVE SURGERY WORKSHOP 2 MINIMAL INVASIVE SURGERY IN UROGYNECOLOGY</p>
				<p>NEAR LIVE SURGERY WORKSHOP 1 CERVICAL CANCER RADICAL HYSTERECTOMY</p>	

**PROGRAM AT GLANCE : PRE CONGRESS**

**Time**

Saturday, November 6th, 2021

Sunday, November 7th, 2021

**Time**

7.30  
7.45  
8.00  
8.15  
8.30  
8.45  
9.00  
9.15  
9.30  
9.45  
10.00  
10.15  
10.30  
10.45  
11.00  
11.15  
11.30  
11.45  
12.00  
12.15  
12.30  
12.45  
1.00  
1.15  
1.30  
1.45  
2.00  
2.15  
2.30  
2.45  
3.00  
3.15  
3.30  
3.45  
4.00  
4.15  
4.30  
4.45  
5.00  
5.15  
5.30

REGISTRATION	REGISTRATION
PLENARY LECTURE 1	PLENARY LECTURE 1
OPENING CEREMONY & EXHIBITION	EXPO HALL PRESENT & POSTER WALK
Simultaneous Symposium 1 : Infertility	Simultaneous Symposium 5: Hysterectomy
Simultaneous Symposium 3 : Innovative in MIGS	Simultaneous Symposium 6: Gynecology Oncology
IGES AWARD - VIDEO PRESENTATION	Simultaneous Symposium 7: Urogynecology
EXPO HALL PRESENT & POSTER WALK	EXPO HALL PRESENT & POSTER WALK
INDUSTRIAL PLENARY SESSION I - BAYER INDONESIA	INDUSTRIAL PLENARY SESSION III – HIFU INDONESIA - PT. TRIADI
INDUSTRIAL PLENARY SESSION II HYSTEROSCOPY - MEDITRONIC	INDUSTRIAL PLENARY SESSION IV – PT. DEXA MEDICA
EXPO HALL PRESENT & POSTER WALK	INDUSTRIAL PLENARY SESSION V – PT. DEXA MEDICA
Simultaneous Symposium 3 : Fibroids and Adenomiosis	SIMULTANEOUS SYMPOSIUM 9: COMPLICATION IN MIGS
Simultaneous Symposium 4 : Endometriosis and TuboOvarial Abscess	SYMPOSIUM 10: MIGS IN DIFFICULT CASES
IGESS MEETING ( MEMBER ONLY )	IGES AWARD ANNOUNCEMENT AND CLOSING CEREMONY



# IGES PRE - CONGRESS PROGRAM: LIVE SURGERY PARADE

1 – 3 NOVEMBER 2021

## Monday, November 1<sup>st</sup>, 2021

NO	TIME (WIB)	IGES CENTRE	HOSPITAL SITE	CASE	Moderator
Surg 1	08.00	Jakarta	Gatof Soebroto Army Central Hospital (RSPAD)	Total Notes	1. Dr. Setyo Hermanto, SpOG 2. Dr. Edward Muljayadi, SpOG, FMIGS
Surg 2	10.30	Solo	RSUD Dr. Moewardi	Kista Endometriosis/ Myoma Uteri	1. DR.Dr. Syarif Taufik, Sp.OG(K) 2. Dr. Muhammad Nurhadi Rahman, SpOG
Surg 3	13.00	Surabaya	RSUD Dr. Soetomo	Myomectomy	1. Dr. Indra Adi Susianto, MSi Med, Sp.OG 2. Dr. Dr. Hanom Husni Syam, SpOG(K), M.Kes

## Tuesday, November 2<sup>nd</sup>, 2021

NO	TIME (WIB)	IGES CENTRE	HOSPITAL SITE	CASE	Moderator
Surg 4	08.00	Palembang	RSUP Dr. Mohammad Hoesin Palembang	MRKH	1. Dr. Chamim Shobari Singoprawiro, Sp.OG(K) 2. Dr. MS. Nadir Chan, SpOG(K)
Surg 5	10.00	Jakarta	RSUP Fatmawati	Kista Dermoid / SOU	1. Dr. Ferry Darmawan, SpOG 2. Dr. Edward Muljayadi, SpOG, FMIGS
Surg 6	12.00	Denpasar	Bali Royal Hospital (BROS)	LASH	1. DR. Dr Hermanus Suhartono, SpOG(K) 2. Prof. Dr. Duddy S. Nataprawira, SpOG(K)
Surg 7	14.00	Jakarta	RS. St. Carolus	TLH	1. Dr. med. Ferdhy Suryadi Suwandinata, SpOG 2. Dr. Maya Esther Mewengkang, SpOG
Surg 8	14.00	Bandung	RSUP Dr. Hasan Sadikin	Kista Endometriosis	1. Dr. Moh. Luky Satria, SpOG(K) 2. Dr. Moh Airul Chakra Alibasya, SpOG(K)

## Wednesday, November 3<sup>rd</sup>, 2021

NO	TIME (WIB)	IGES CENTRE	HOSPITAL SITE	CASE	Moderator
Surg 9	08.00	Jayapura	RSUD Jayapura	Kista Endometriosis / Myoma	1. Dr. Setyo Hermanto, SpOG 2. Dr. Eddy Hartono, SpOG
Surg 10	09.00	Medan	RSIA Stella Maris	Single Ports	1. Dr. Ichandy A. Rachman, SpOG FMAS CCD 2. Dr. Cepi Teguh Pramayadi, SpOG
Surg 11	09.00	Semarang	RSUP Dr. Kariadi	Metroplasty	1. DR. Dr Herbert Situmorang, SpOG(K) 2. DR. Dr. Hartanto Bayuaji, SpOG(K)
Surg 12	10.00	Jakarta	RSUPN Dr. Cipto Mangunkusumo	Hysteroscopy	1. Dr. Indra Adi Susianto, MSi Med, SpOG 2. Dr. Mohammad Haekal, SpOG
Surg 13	12.00	Yogyakarta	RSUP Dr. Sardjito	Myomectomy	1. Dr. Relly Yanuari Primariawan, SpOG(K) 2. Dr. Abdurahman Laqif, SpOG(K)

# IGES PRE - CONGRESS PROGRAM: WORKSHOPS

4 - 5 NOVEMBER 2021

Thursday, November 4<sup>th</sup>, 2021 | Times Refers to Jakarta

Workshop I : Suturing

Course Director: Dr. Edward Muljadi, SpOG, FMIGS

**\*\* HYBRID**

TIME	PROGRAM
07.30 - 08.00	Session 1
08.00 - 08.30	Opening Overview of Course Dr. Edward Muljadi, SpOG, FMIGS
08.30 - 09.00	Basic Technique of Loading and Orientating the Needle include the Types of Needle Dr. Ceper Teguh Pramayadi, SpOG, MARS
09.00 - 09.30	The Update of Intra-Corporeal Knotting, for Perfect Stitch Dr. M. Aerul Chakra, SpOG(K)
09.30 - 09.45	Coffee Break
09.45 - 10.15	Session 2
10.15 - 10.45	Theory of Knot : Half Knot, Half Hitch, Flat Knot, and Complete Knot Dr. Edward Muljadi, SpOG, FMIGS
10.45 - 12.00	Extracorporeal Knotting for What Kind of Procedure Dr. Surya Adi Pramono, SpOG
12.00 - 13.00	Semultaneously Hands on Demo Dr. Edward Muljadi, SpOG, FMIGS , Dr. Ceper Teguh Pramayadi, SpOG. MARS, Dr. M. Aerul Chakra, SpOG (K), Dr. Surya Adi Pramono, SpOG, Dr. Eddy Hartono, SpOG, DR. Dr. Ida Bagus Putra Adnyana, SpOG (K)
13.00 - 16.00	Lunch Break Skill Exercise Dr. Edward Mulyadi, SpOG, Dr. Ceper Teguh Pramayadi, SpOG. MARS, Dr. M. Aerul Chakra, SpOG(K), Dr. Surya Adi Pramono, SpOG, Dr. Eddy Hartono, SpOG, DR. Dr. Ida Bagus Putra Adnyana, SpOG (K)
16.00 - 16.15	Closing

## ATTENTION

**\*\* Suturing Workshop Online Participant must have or creates a Pelvic Trainer for Skill Exercise session, please find below tips to create your own simple pelvic trainer**


# “DIY (DO IT YOURSELF) PELVIC TRAINER”

4 - 5 NOVEMBER 2021

## Here are Tools and Materials you need:

- 1.1 unit Anesthesia Intubation Acrylic Box that has been perforated with 2 holes for Hand Entry
- 2.1 pc Rubber Suction Cup Mobile Phone Holder
- 3.2 pcs thin Styrofoam (1.5cm thickness), size of Hand Entry hole of the Intubation Acrylic Box
- 4.1 rolls Double-sided tape
- 5.1 pc Scissor
- 6.3 pcs Brick dimension Styrofoam Blocks
- 7.1 box of Thumb Tacks
- 8.10 pcs Ring head partial thread eye screw
9. Some of Surgical masks , without strap
- 10.1 pc Laparoscopic Needle Holder
- 11.1 pc Laparoscopic Maryland
- 12.1 pc Tray
13. Some of Expired Surgical Needle and Suture

Please find below picture of the tools & materials:




Picture No. 1



Picture No. 2



Picture No. 3



Picture No. 4



Picture No. 5



Picture No. 5



Picture No. 6




Picture No. 7



Picture No. 8



Picture No. 9



Picture No. 10



Picture No. 11



Picture No. 12

Please watch this video link to dismantle the Pelvic Trainer  
Bitly: <https://bit.ly/MakingPelvicTrainer>

# IGES PRE - CONGRESS PROGRAM: WORKSHOPS

4 - 5 NOVEMBER 2021

Thursday, November 4<sup>th</sup>, 2021 | Times Refers to Jakarta

Workshop II : Hysteroscopy

Course Director : Dr. Indra Adi Susianto, SpOG, M.Si.Med, SpOG

TIME	PROGRAM
	Opening Speech
	Session 1
08.00 – 08.10	The role of the office hysteroscopy, Distension media and Pain Management <b>Dr. Tricia Dewi Anggraeni, SpOG(K)</b>
08.10 – 08.20	Setting and Management Patient in Outpatient Hysteroscopy Clinics <b>Dr. Indra Adi Susianto, M.Si.Med, SpOG</b>
08.20 – 08.30	Operative hysteroscopy in the outpatient setting (Polypectomy ect) <b>Dr. Showal Widad, SpOG(K)</b>
	Session 2
08.35 – 08.45	The Principles of Electro-surgery in Hysteroscopy Resectoscope <b>Dr. med. Ferdhy Suwandinata, SpOG</b>
08.45 – 09.00	Past and Present New Device in Operative Hysteroscopy <b>(Medtronic Thailand)</b>
09.00 – 09.10	Reducing Complications of Operative Hysteroscopy <b>DR. Dr. Syarief Thaufik, SpOG(K)</b>
	Session 3 (Video review of cases)
09.20 – 09.30	Setting up an Outpatient Hysteroscopy Service <b>Dr. Indra Adi Susianto. M.Si.Med, SpOG</b>
09.30 – 09.40	Handling and Assembling Instruments <b>Dr. Riyan Hari Kurniawan, SpOG</b>
09.40 – 09.50	True Clear (New Device Hysteroscopy) Step by Step <b>DR. Dr. Hartanto Bayuaji, SpOG (K)</b>
09.50 – 10.00	Near Live surgery TruClear™ Hysteroscopic Tissue Resection System (sharing experience using new device) <b>(Key Opinion Leader Medtronic)</b>
10.00 – 12.00	Wrap up & Closing

## Thursday, November 4<sup>th</sup>, 2021 | Times Refers to Jakarta

### Near Live Surgery Workshop I

08.00 – 12.00 : Cervical Cancer Radical Hysterectomy

Course Director : DR. Dr. Sigit Purbadi, SpOG (K)

Dr. Tricia Dewi Anggraeni, SpOG(K)

## Friday, November 5<sup>th</sup>, 2021 | Times Refers to Jakarta

Workshop III : Electrosurgery Focus on Powerful Combination of Ultrasound and Smart Bipolar Energy

Course Director : DR. Dr. Herbert Situmorang, SpOG(K)

TIME	PROGRAM
08.30 - 09.00	REGISTRATION
09.00 - 09.15	Opening - Overview of Course
	DR. Dr. Herbert Situmorang, SpOG (K)
09.15 - 09.45	Basic Principle of Energy Use in Gynecologic Surgery
	DR. Dr. Hartanto Bayuaji, SpOG (K)
09.45 - 10.15	Ultrasonic Energy in Gynecologic Surgery
	Dr. Hari Nugroho, SpOG(K)
10.15 - 10.30	Break
10.30 - 11.00	Advanced Bipolar in Gynecologic Surgery
	DR. Dr. Herbert Situmorang, SpOG (K)
11.00 - 12.00	Video Session
	DR. Dr. Hartanto Bayuaji, SpOG (K)
	Dr. Hari Nugroho, SpOG (K)
12.00 - 13.00	Break
13.00 - 15.00	Video Session
	All
15.00 - 15.30	Closing

Friday, November 5<sup>th</sup>, 2021 | Times Refers to Jakarta

Workshop IV : Single Port and NOTES

Course Director : Dr. Ichnandy A. Rachman, SpOG, FMAS CCD

TIME	PROGRAM
07.30 - 08.00	Registration
08.00 - 08.15	Opening Ceremony Course Director
08.15 - 08.30	General Description of the Training Dr. Ichnandy A. Rachman, SpOG, FMAS CCD
08.30 - 08.45	Pertaining Questionnaire
08.45 - 09.00	Coffee Break & Photo Session
09.00 - 10.30	Why Single Port Laparoscopic Surgery? The triumph and Benefit of Single Port Laparoscopic Surgery Dr. Setyo Hermanto, SpOG Access setup and Instrumentation Use in Single Port Laparoscopic Surgery Dr. Surya Adi Pramono, SpOG Ergonomic challenges and Learning Curve in Single Port Laparoscopic Surgery Dr. MS Nadir Chan, SpOG (K)

Friday, November 5<sup>th</sup>, 2021 | Times Refers to Jakarta

Workshop IV : Single Port and NOTES

Course Director : Dr. Ichnandy A. Rachman, SpOG, FMAS CCD

TIME	PROGRAM
10.30 - 12.00	<p>Applying Single Port Laparoscopic Surgery in Daily Basis</p> <p>Starting Sterilization and Cystectomy with Single Port</p> <p><b>Dr. Andry , SpOG, FMIGS</b></p> <p>Suturing challenge in Single Port Myomectomy and Hysterectomy</p> <p><b>Dr. Ichnandy A. Rachman, SpOG, FMAS CCD</b></p> <p>Tips and Tricks to Achieve Successful Surgeries And Avoiding Complications in Single Port Laparoscopy</p> <p><b>Dr. Ferry Darmawan, SpOG</b></p>
12.00 - 13.00	Lunch Session
13.00 - 14.00	<p>Less Scar to No Scar Surgeries</p> <p>Using Single Port through vagina : NOTES introduction</p> <p><b>Dr. Ichnandy A. Rachman, SpOG, FMAS CCD</b></p>
14.00 - 15.30	<p>Dry Lab (Video Session)</p> <p><b>Dr. Andry , SpOG, FMIGS</b></p> <ul style="list-style-type: none"> <li>* Made and Enter Single Port Access</li> <li>* Hand Eye Coordination and Ergonomic Feel</li> <li>* Myomectomy Enucleation</li> </ul> <p>* For Advance User : 15 Minutes Trial Making Knots in Single Port</p>
14.30 - 15.00	Wrap Up & Closing

Friday, November 5<sup>th</sup>, 2021 | Times Refers to Jakarta

Near Live Surgery Workshop II: Minimal Invasive Surgery in Urogynecology

Course Director: Dr. Muhammad Nurhadi Rahman, SpOG

TIME	PROGRAM
07.30 - 08.00	Registration
08.00 - 08.10	Opening Remarks and Course Overview <b>Course Director</b>
08.10 - 08.20	Pre-test
08.20 - 08.35	Various Minimal Invasive Surgery in Urogynecology  Speaker: <b>Dr. M.S. Nadir Chan, SpOG (K)</b> Moderator: <b>DR. Dr. Nuring Pangastuti, SpOG (K)</b>
08.35 - 08.50	Video Session I: Hysteroscopy Septectomy – Step by Step, Tips and Tricks, and Complication  Speaker: <b>Dr. Alfa Putri Meutia, SpOG (K)</b> Moderator: <b>DR. Dr. Nuring Pangastuti, SpOG (K)</b>
08.50 - 09.00	Discussion
09.00 - 09.20	Tips for a Better Result of your LSC: Advanced Technique that you Really Need to Know!  Video Session II: Step by Step of LSC Procedure  Speaker: <b>Dr. Ratih Krisna, SpOG (K)</b> Moderator: <b>Dr. Alfa Putri Meutia, SpOG (K)</b>
09.20 - 09.40	Intraoperative Complications During LSC & How to Deal with it  Speaker: <b>Masayoshi Jimmy Nomura MD, Ph.D</b> Moderator: <b>Dr. Alfa Putri Meutia, SpOG (K)</b>
09.40 - 10.00	Discussion
10.00 - 10.30	Break
10.30 - 11.10	



Friday, November 5<sup>th</sup>, 2021 | Times Refers to Jakarta

Near Live Surgery Workshop II: Minimal Invasive Surgery in Urogynecology

Course Director: Dr. Muhammad Nurhadi Rahman, SpOG

TIME	PROGRAM
10.30 - 11.10	<p>Tips and Tricks, Starting Minimal Invasive Surgery for Vesicovaginal Fistula Repairs</p> <p>Speaker: <b>Masayoshi Jimmy Nomura MD, Ph.D</b></p> <p>Moderator: <b>Dr. Muhammad Nurhadi Rahman, SpOG</b></p>
11.10 - 11.40	<p>Video Session III: Laparoscopic VVF</p> <p>Speaker: <b>Masayoshi Jimmy Nomura MD, Ph.D</b></p> <p>Moderator: <b>Dr. Muhammad Nurhadi Rahman, SpOG</b></p>
11.40 - 12.00	Discussion
12.00 - 13.00	Break
13.00 - 13.20	<p>Tips and tricks, Laparoscopic Davydof Procedure</p> <p>Speaker: <b>Dr. Alfa Putri Meutia, Sp.OG (K)</b></p> <p>Moderator: <b>Dr. Eppy Darmadi Achmad, SpOG(K), M.Kes</b></p>
13.20 - 13.40	<p>Video Session IV: Laparoscopic Davydof Procedure</p> <p>Pembicara: <b>Dr. Ratih Krisna, SpOG(K)</b></p>
13.40 - 14.00	Discussion
14.00 - 14.30	<p>Post-test and Feedback Session</p> <p><b>Course Director</b></p>
14.30 - 14.40	<p>Closing Remarks</p> <p><b>Course Director</b></p>

# IGES NATIONAL MAIN CONGRESS PROGRAM

SATURDAY, 6<sup>th</sup> NOVEMBER 2021

TIME	PROGRAM	
08.30 - 09.50	<b>PLENARY LECTURE 1</b>	
	Chair Person: <b>Dr. Alfa Meutia, SpOG (K)</b>	
08.30 - 08.50	Tips and Tricks in Managing Multiple Fibroids <b>Prof. DR. Dr. Wachyu Hadisaputra, SpOG (K)</b>	
08.50 - 09.10	Controversial Issues in Gynecologic Minimally Invasive Surgery <b>Prof. Masaaki Andou, MD (Japan)</b>	
09.10 - 09.30	Fertility Enhancing Myomectomy – The How and Why <b>Prof. Togas Tulandi, MD., MHCM., FRCSC., FACOG (Canada)</b>	
09.30 - 09.50	The Impact of the COVID-19 Pandemic on Minimally Invasive Gynecologic Surgery <b>Prof. DR. Dr. TZ Jacobs, SpOG (K)</b>	
09.50 - 10.00	Minimally Invasive Gynecologic Surgery Education and Training in Indonesia <b>DR. Dr. Wiryawan Permadi, SpOG (K)</b>	
10.00 - 10.15	<b>OPENING CEREMONY</b>	
10.15 - 11.30	<b>IGES AWARD – VIDEO PRESENTATION</b>	
10.15 - 11.30	<b>SIMULTANEOUS SYMPOSIUM SESSIONS A</b>	
10.15 - 11.30	<b>Simultaneous Symposium 1: Infertility</b>	<b>Simultaneous Symposium 2: Innovative in MIGS</b>
	Chair Person: <b>DR.Dr. Syarief Taufik, SpOG (K)</b>	Chair Person: <b>Dr. Ichnandy A. Rachman, SpOG, FMAS CCD</b>
10.15 - 10.30	Ovarian Endometrioma: When and How to Treat? <b>Prof. DR. Dr. Budi Wiweko, SpOG (K)</b>	Vaginal-Natural Orifice Transluminal Endoscopic Surgery (V-NOTES): Enhancing the Capabilities of Vaginal Surgery through Laparoscopy <b>dr. Ichnandy A. Rachman, SpOG, FMAS CCD</b>
10.30 - 10.45	Tubal Disease: The Role of Tubal Preservation, Repair and Removal <b>Dr. Binarwan Halim, SpOG (K) FICS</b>	Single Port Access Laparoscopy <b>Dr. Tae-Joong Kim (South Korea)</b>
10.45 - 11.00	Laparoscopic Approach of Mullerian Anomalies <b>DR. Dr. Syarief Taufik, SpOG (K)</b>	Robotic Laparoscopy: New Generation and Application in Indonesia <b>Dr. Ivan Rizal Sini, MD, FRANZCOG, GDRM, MMIS, SpOG</b>
		Laparoscopy Role in Fetoscopy <b>Dr. Gatot Abdurrazak, SpOG (K)</b>
11.00 - 11.30	Q & A	Q & A

11.30 - 12.30

EXPO HALL PRESENT & POSTER WALK

# IGES NATIONAL MAIN CONGRESS PROGRAM

SATURDAY, 6<sup>th</sup> NOVEMBER 2021

TIME	PROGRAM	
12.30 - 13.30	<b>INDUSTRIAL PLENARY SESSION I - BAYER INDONESIA</b> Chair Person: <b>DR. Dr. Hartanto Bayuaji, SpOG (K)</b>	
12.30 - 12.50	Endometriosis Surgery: When it is Indicated and How to Optimize the Outcome <b>Dr. Relly Yanuari Primariawan, SpOG (K)</b>	
12.50 - 13.10	Why it's Crucial to Give Postsurgical Medical Treatment in Endometriosis <b>DR. Dr. Syarief Taufik, SpOG (K)</b>	
13.10 - 13.30	Q & A	
13.30 - 14.45	<b>INDUSTRIAL PLENARY SESSION II - MEDTRONIC - HYSTEROSCOPY</b> Chair Person: <b>DR. Dr. Hartanto Bayuaji, SpOG (K)</b>	
13.30 - 13.45	Office Hysteroscopy as First Line Diagnostic and Therapeutic Procedure in Unknown Infertility <b>DR. Dr. Hartanto Bayuaji, SpOG (K)</b>	
13.45 - 14.00	Operative Hysteroscopy Role in Uterine Cavity Abnormality: Office and OT Setting <b>Dr. Tricia Dewi Anggraeni, SpOG (K)</b>	
14.00 - 14.15	Is there a Place to do Endometrial Resection in Endometrial Cancer Early Stage: Fertility Sparing? <b>Dr. Hsuan Su (Taiwan)</b>	
14.15 - 14.30	New Invention in Hysteroscopy <b>Dr. Mohammad Haekal, SpOG</b>	
14.30 - 14.45	Q & A	
14.45 - 15.00	EXPO HALL PRESENT	
15.00 - 16.15	IGES AWARD – ORAL PRESENTATION	
15.00 - 16.15	<b>SIMULTANEOUS SYMPOSIUM SESSIONS B</b>	
15.00 - 16.15	<b>Simultaneous Symposium 3:</b>	<b>Simultaneous Symposium 4:</b>
	Fibroids and Adenomyosis Chair Person: <b>Dr. M. Aerul Chakra Alibasya, SpOG (K)</b>	Endometriosis and Tubo-Ovarian Abscess Chair Person: <b>DR. Dr. Herbert Situmorang, SpOG (K)</b>
15.00 - 15.15	Myomectomy: Make it Easy <b>Dr. Indra Adi Susianto, MSi Med , SpOG</b>	Endometriosis: "To Excise or Not to Excise...THAT is the Question!" <b>Prof. DR. Dr. Hendy Hendaro, SpOG (K)</b>
15.15 - 15.30	Big Fibroid: How Big is the Limit? <b>Dr. Relly Yanuari Primariawan, SpOG (K)</b>	Retroperitoneum is your Best Friend": How Can Anatomy Help the Surgeon in Preventing Complications <b>DR. Dr. Herbert Situmorang, SpOG (K)</b>
15.30 - 15.45	Adenomyosis: When to Surgery? <b>Dr. M. Aerul Chakra Alibasya, SpOG (K)</b>	How to Avoid Bowel and Ureteral Injury in Severe Endometriosis <b>Dr. M. Luky Satria, SpOG (K)</b>
15.45 - 16.00	Hysteroscopy Submucosal Myoma : Tips and Trick <b>Dr. MS Nadir Chan, SpOG (K)</b>	Laparoscopic Management of Tubo-Ovarian Abscesses <b>Dr. med. Ferdhy Suwandinata, SpOG</b>
16.00 - 16.15	Q & A	Q & A

# IGES NATIONAL MAIN CONGRESS PROGRAM

SUNDAY, 7<sup>th</sup> NOVEMBER 2021

TIME	PROGRAM	
08.30 - 09.40	<b>PLENARY LECTURE 2</b> Chair Person: <b>Dr. Ferry Darmawan, SpOG</b>	
08.30 - 08.50	A Guide to Success: Tips and Tricks in Laparoscopic Radical Hysterectomy <b>Prof. Chyi-Long Lee (Taiwan)</b>	
08.50 - 09.10	Innovative Techniques in Laparoscopic Gynecology Surgery <b>Dr. Relly Yanuari Primariawan, SpOG (K)</b>	
09.10 - 09.30	Pearls and Pitfalls of Surgical Energy <b>DR. Dr. Sigit Purbadi, SpOG (K)</b>	
09.30 - 09.50	Use of Imaging for Pre-Operative Diagnosis and Treatment Plan <b>DR. Dr. Herbert Situmorang, SpOG (K)</b>	
09.50 - 10.00	<b>EXPO HALL PRESENT</b>	
<b>10.00 - 11.15</b>	<b>SIMULTANEOUS SYMPOSIUM SESSIONS C</b>	
<b>10.00 - 11.15</b>	<b>Simultaneous Symposium 5: Hysterectomy</b> Chair Person: <b>Dr. Setyo Hermanto, SpOG</b>	<b>Simultaneous Symposium 6: Gynecology Oncology</b> Chair Person: <b>DR. Dr. Sigit Purbadi, SpOG (K)</b>
10.00 - 10.15	Simple Total Laparoscopic Hysterectomy <b>Dr. Setyo Hermanto, SpOG</b>	Precise Neurovascular Anatomy for Radical Hysterectomy <b>Prof. Kentaro Sekiyama, MD (Japan)</b>
10.15 - 10.30	Hysterectomy on Large Fibroids <b>Prof. Dr. Prashant Mangeshkar (India)</b>	Fertility Preservations in Patients with Cancer <b>DR. Dr. Hariyono Winarto, SpOG (K)</b>
10.30 - 10.45	Single Port Hysterectomy <b>Dr. Sevellaraja Supermaniam (Malaysia)</b>	Advances and Updates in Gynecologic Oncology and Complex Pelvic Surgery <b>DR. Dr. Sigit Purbadi, SpOG (K)</b>
10.45 - 11.00	Hysterectomy by NOTES <b>Dr. Veerapol Khemarangsarn, MD (Thailand)</b>	Pregnancy Outcome after Laparoscopy Radical Trachelectomy for Early Stage Cancer <b>Prof. Jeong Yeol Park (South Korea)</b>
11.00 - 11.15	<b>Q &amp; A</b>	<b>Q &amp; A</b>

# IGES NATIONAL MAIN CONGRESS PROGRAM

SUNDAY, 7<sup>th</sup> NOVEMBER 2021

TIME	PROGRAM	
11.15 - 12.30	<b>SIMULTANEOUS SYMPOSIUM SESSIONS D</b>	
	Simultaneous Symposium 7: Urogynecology	Simultaneous Symposium 8: Adhesion Management
	Chair Person: <b>Dr. Alfa Meutia, SpOG (K)</b>	PT. MUNDIPHARMA HEALTHCARE INDONESIA Chair Person: <b>Dr. Shofwal Widad, SpOG (K)</b>
11.15 - 12.30	Recognition and Surgical Management of Vaginal Vault Prolapse <b>Dr. Jimmy Nomura, MD ( Japan )</b>	Postop Adhesion Formations and Prevention: State of the Art <b>Dr. Putu Doster Mahayasa, SpOG(K)</b>
11.15 - 11.30	Tips and Tricks to Avoid Pelvic Pain and Dyspareunia after POP Surgery <b>Prof. DR. Dr. Budi Iman Santoso, SpOG (K), MPH</b>	Systematic Restoration during Laparoscopic Adhesiolysis <b>Dr. Shofwal Widad, SpOG (K)</b>
11.30 - 11.45	Vaginal Suspensions Following Hysterectomy in Prolapse Cases: Optimizing Result and Less Complication <b>Dr. Alfa Meutia, SpOG (K)</b>	Maximizing Ovarian Preservation during Cystectomy <b>Prof. DR. Dr. Tono Djuwanton, SpOG (K), M.Kes</b>
11.45 - 12.00	Severe Pelvic Organ Prolapse, is there a Long-Term Cure? <b>Dr. Ratih Krisna, SpOG (K)</b>	The Role of Adhesion Barrier <b>Dr. Eddy Hartono, SpOG (K)</b>
12.00 - 12.15		
12.15 - 12.30	Q & A	Post-Surgical Adhesions: a Clinical Burden <b>DR. Dr. Syarief Taufik, SpOG (K)</b>
12.30 - 12.45		Anti-Adhesion Mechanical Barriers Role in Preventing Post-Surgical Adhesion & Its Complications <b>Dr. Relly Yanuari Primariawan, SpOG (K)</b>
12.45 - 13.00		Q & A
13.00 - 13.30	<b>EXPO HALL PRESENT &amp; POSTER WALK</b>	
13.30 - 14.30	<b>INDUSTRIAL PLENARY SESSION III – HIFU INDONESIA</b> Chair Person: <b>Prof. DR. Dr. Hendy Hendarto, SpOG (K)</b>	
13.30 - 13.45	Adenomyosis Treated by USg HIFU and its Fertility Outcome <b>Prof. Aixingzi Aili (China)</b>	
13.45 - 14.00	Fibroids and Adenomyosis Treated by USG HIFU and its Fertility Outcome <b>Dr. Sevellaraja Supermaniam (Malaysia)</b>	
14.00 - 14.15	Is it True Adenomyosis Interfere Infertility Outcome? <b>Dr. Relly Yanuari Primariawan, SpOG (K)</b>	
14.15 - 14.30	Q & A	

# IGES NATIONAL MAIN CONGRESS PROGRAM

SUNDAY, 7<sup>th</sup> NOVEMBER 2021

TIME	PROGRAM	
14.30 - 15.30	<b>INDUSTRIAL PLENARY SESSION IV – PT. DEXA MEDICA</b> Chair Person: <b>Dr. Anom Suardika, SpOG(K)</b>	
14.30 - 14.50	Potential Role of GnRHa for the Treatment of Uterine Fibroids (Myoma) Prior and After Laparoscopic Surgery <b>Prof. DR. Dr. Wachyu Hadisaputra, SpOG (K)</b>	
14.50 - 15.10	The Mechanism Action of GnRH Agonist <b>Prof. DR. Dr. Andon Hestiantoro, SpOG (K)</b>	
15.10 - 15.30	Q & A	
<b>15.30 - 16.45</b>	<b>SIMULTANEOUS SYMPOSIUM SESSIONS E</b>	
	Simultaneous Symposium 9: Complication in MIGS Chair Person: <b>DR. Dr. Ruswana Anwar, SpOG (K)</b>	Symposium 10: MIGS in Difficult Cases Chair Person: <b>Dr. Cegi Teguh Pramayadi, SpOG, MARS</b>
15.30 - 15.45	Gastrointestinal and Urologic Complications: Avoid, Recognize, and Repair <b>Prof. DR. Dr. Yudi Mulyana Hidayat, SpOG (K), DMAS</b>	Laparoscopic Surgical Considerations and Perioperative Management of Obese Patients <b>Dr. Cegi Teguh Pramayadi, SpOG, MARS</b>
15.45 - 16.00	Challenges of Endometriosis and Adenomyosis Surgery: Key to Prevent Complications <b>DR. Dr. Ruswana Anwar, SpOG (K)</b>	Tips and Tricks for Abdominal Entry and Approaching the Difficult Pelvis <b>Dr. Hari Nugroho, SpOG (K)</b>
16.00 - 16.15	Hysteroscopy Complication: How to Avoid <b>DR. Dr. Hermanus Suhartono , SpOG (K)</b>	Preventing and Managing Vascular Injuries <b>Dr. Yap Lip Kee (Singapore)</b>
16.15 - 16.30	Communication Skills: Mediation, Financial, and Non-Financial Resolution of Harm Event <b>Dr. Edwin Armawan, SpOG (K)</b>	Surgical Management and Gynecologic Care of DSD Patient <b>DR. Dr. Kanadi Sumapraja, SpOG (K), M.Sc</b>
16.30 - 16.45	Q & A	Q & A
16.45 - 17.00	<b>IGES Award Announcement and Closing Ceremony</b> Chair Person: <b>Dr. Relly Yanuari Primariawan, SpOG (K)</b>	

# CALL FOR PAPER

## Abstract requirement

Total number of words for the title 140 characters

Total number of words for the body 1,600 characters

Total number of Authors (first author and co-authors) up to 10 authors

Total number of Affiliations up to 5 affiliations

**\*\* All abstracts are required to be written in English.**

## Submitting Abstracts

All abstracts must be submitted Latest on **Friday October 15<sup>th</sup> 2021 at 9.00 pm Jakarta Time (GMT+7)** through email [igesvirtual@gmail.com](mailto:igesvirtual@gmail.com) When submitting abstracts, authors are required to choose:

### 1) Presentation styles

- A. Oral Session
- B. E- Poster Walk
- C. Video Session

### 2) Categories of the Abstract:

- |  |                                    |
|--|------------------------------------|
| 01. General                                      | 16 . Complication                  |
| 02. Hysterectomy                                 | 17. Education/Training             |
| 03. Myomectomy                                   | 18. Anatomy                        |
| 04. Endometriosis                                | 19. Outcome/Statistics             |
| 05. Adenomyosis                                  | 20. Hysteroscopy                   |
| 06. Infertility                                  | 21. Falloposcopy                   |
| 07. Anomaly                                      | 22. Microwave endometrial ablation |
| 08. Ovarian Tumor                                | 23. Fetoscopy                      |
| 09. Ectopic Pregnancy                            | 24. Elderly Person                 |
| 10. Malignancy                                   | 25. Obesity                        |
| 11. Single port/Reduced port/Needlescopic/ NOTES | 26. Oncofertility                  |
| 12. Prolapse                                     | 27. Basic research                 |
| 13. Robotics                                     | 28. Medical Staff                  |
| 14. Technique                                    | 29. Miscellaneous                  |
| 15. Device                                       |                                    |

## Instructions for Abstracts

IGES requires a structured abstract which includes the following segments:

### **Objective**

Begin with a clear, concise statement of the precise objective or question presented in the study.

### **Methods**

Indicate the measurement(s) of primary study outcome which has been planned before data collection begins. If the manuscript does not report the main planned-outcomes of a study, this fact should be stated and the reason should be indicated. State clearly whether the hypothesis, which was being tested, was formulated during or after data collection. Explain some outcomes or measurements which might be unfamiliar to the general medical readership.

### **Results**

Describe the methods of assessing patients and state the key results; this section must include data, even if preliminary.

### **Conclusion**

State clearly the conclusions and clinical applications that are supported by the data. Advice, if additional study is required before this information, should be used in clinical settings.

## Award Competitions for Abstracts

Awards will be made to acknowledge excellent research in advancing minimally invasive gynecology.

The award competitions for paper, poster, and video are open to all.

There will be IGES Award Ceremony at the Closing Ceremony on **November 7th, 2021**. If you are selected as an awardee, please be sure to attend the ceremony.



# ORAL PRESENTATION GUIDELINES

- The congress will be held online. Oral presentations will be held with pre-recorded videos
- The deadline for sending the pre-recorded oral presentations is **October 20<sup>th</sup> 2021, at 8.00 pm Jakarta time (GMT + 7)**
- Presentation slides should be prepared in English.
- The starting and end times of the oral presentation sessions will be announced on the Scientific Program page in the following days.
- Oral presentation sessions with pre-registered presentations will be published online on the day and hours announced in the scientific program.

## While recording your oral presentation, you should pay attention to the following information.

1. Record your video with the Zoom application.
2. Use the Virtual Background provided by committee
3. Make sure your camera is turned on.
4. The duration of the video summary file should not exceed **7 minutes**.
5. Your video must be in mp4 format, maximum quality is 1080p.

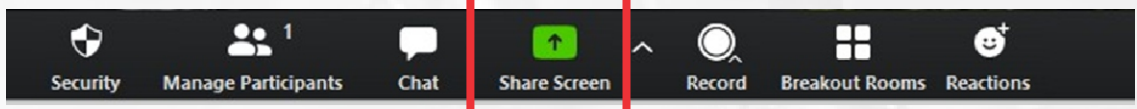
## **Before submitting your video record :**

1. You should make sure that the video file name you recorded matches with your presentation number previously specified. For example: O-001
2. You must send your video recording via [www.wetransfer.com](http://www.wetransfer.com) to [igesvirtual@gmail.com](mailto:igesvirtual@gmail.com). In case there is a problem with the video file you uploaded, please do not forget to add presentation number, presenter name and mobile (cellphone) number with which we can contact you in the message section of the Wetransfer file you have sent.
3. You should check the email notification that the video you send to Wetransfer site has been downloaded.

## **How to record video with Zoom app?**

### **Step 1 - Sharing your presentation**

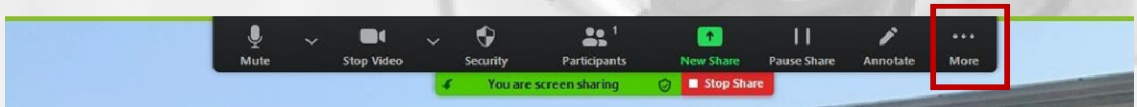
- Open Zoom
- mCheck that your audio and video are both on and working Have your presentations ready to be shared
- A new window will open.
- In the pop-up window, select your PowerPoint presentation and click, "Share"
- Select "Share Screen"



# ORAL PRESENTATION GUIDELINES

## Step 2 – Recording your presentation

Once you are sharing your screen, click on “More” at the top of your screen and select “Record on this Computer”. As a reminder, your presentation should not exceed **7 minutes**. If your presentation exceeds these time limits, it may be edited after receipt.



Once you have finished your presentation, you can select “Stop Record”.

Note: If you end the Zoom meeting without stopping the recording, the system will stop it for you and begin converting your video to your local system into three files: .m4a, .m3u and .mp4 files. After the files are converted, a window will pop up on your computer showing the converted files. Please review your recording at this time to make sure all the slides loaded properly, and all speakers can be seen and heard as required.

# POSTER PRESENTATION GUIDELINE

## Followings are several things that need to be noticed by all Poster Presenter

There will be **NO Live** presentation for the posters, all presenters are expected to provide the committee with a voiced over poster;

- ✓ The duration of Voice Over Poster is **5 minutes**;
- ✓ Poster file should be formed in **Video file / MP4 File**;
- ✓ The Poster should be written in English;
- ✓ Poster presentation will be conducted as poster walk session;
- ✓ The poster design should follow the format of the Conference;

## Poster size and orientation

- All posters will be set in portrait style orientation (and all information (i.e. text, data, photos, and figures) must be designed to appear within one window/slide.
- If you design your E-Poster in PowerPoint (PPT), ALL information must be appeared within ONE (1) slide only. Use Page Setup and choose Slide Size: "Custom (Width 50 cm, Height 90 cm)" with a Portrait (vertical) orientation.
- The resolution of the monitors used for e-poster presentation is 1920 x 1080 pixels and the size is 52,3 cm x 93,3 cm (in Portrait orientation). All the presenters are required to set the resolution of their e-posters the same as the monitors'.

## Essential Information to Include on E-Poster

- Poster Number (on the top left corner)
- Title of the E-Poster (should be brief and match with the submitted abstract)
- Names and affiliations of all authors (each author to be marked with superscript Arabic number (such as 1, 2) with their corresponding institute affiliation and their addresses.
- The logo of the affiliated institution/university should be placed on the upper left hand corner, whilst the first author's color photograph (passport style) should be placed on the upper right hand corner of the poster.
- Arial font should be used throughout the poster with such clarity that it could be read from 1.5 meters distance. The title and subheadings should be written in bold. Italics should be avoided as it would be harder to read from a distance.

# POSTER PRESENTATION GUIDELINE

- Please be considerate when using colors for the presentation, keep only 2-3 colors as this would be a formal scientific poster presentation. Please select background colors that contrast well with the font to allow easier reading of your text. Avoid background with bright or dark color and full of texture as this will distract readers.
- Make sure that any photographs or figures being used in the poster are with sufficient size so that they are clearly visible, with a minimum 300-dpi resolution. The number of photographs should be limited to only those that are essential and relevant for the poster (preferable not exceeding 4-6 photos). Do not submit any photographs or pictures that are not relevant to the text, such as cartoon characters, etc. Photographs for case report presentation should be in standard quality for all extra-oral/intra-oral photos and pre-treatment/post-treatment photos. Radiographs view must be in good quality and have minimal distortion.
- Graphs and tables should be well organized and the font used should be of a size that is easy to read.


## Content of poster presentation

- Research (Introduction, Objectives, Materials and Methods, Results, Conclusion, References and Acknowledgment).
- Case Report (Introduction, Objectives, Case Operation Procedure, Discussion, Conclusion References and Acknowledgment).
- Literature Review (Introduction, Literature studies, Discussion, Conclusion and References).
- Declaration of Conflict of Interest for all authors; if there are no relevant conflicts, this must be included on the poster.
- Contact details (optional), so that interested delegates may contact you
- Data must be given in units that are generally accepted in scientific publications (international metric system is preferred)
- At the footer/bottom part of poster presentation, should be noted: Presented at :Virtual 9th National Congress of Indonesian Gynecological Endoscopy Society (IGES)

**6 – 7 November 2021**

## SUBMITTING YOUR E-POSTER

- The Committee only accepts e-poster in a MP4 format only.
- Please submit your e-poster to [igesvirtual@gmail.com](mailto:igesvirtual@gmail.com)
- Submission Deadline is **October 20<sup>th</sup> 2021, at 8.00 pm Jakarta time (GMT + 7)**
- Failure to submit your e-poster by the deadline would result your presentation being cancelled.



# INSTRUCTIONS FOR VIDEO ABSTRACTS

## How to Submit the Video

- Please be sure you have submitted your abstract first.
- Please upload the video to Google drive.
- Please send an e-mail to the secretary office with information of URL download
- Please send an e-mail to the administrator/committee [igesvirtual@gmail.com](mailto:igesvirtual@gmail.com) with information of download password. **Deadline: October 20<sup>th</sup> 2021, at 8.00 pm Jakarta time (GMT + 7)**
- Administrator/committee will send you a confirmation e-mail.

Video uploaded subject -> <Video Title>\_ <Author Name>

Video Length -> no longer than **7 minutes**

Narration -> English.

Video Quality -> Videos must be of good visual quality. Videos should not be lower than 720x480 resolutions.

For Non-Surgical Videos, be sure all graphs, charts and statistics are clearly readable and verbally described.

Video Format -> MPEG4 such as Mp4 (Formats are very good and acceptable: .avi, .mov, .mpg)

Compatibility -> Windows Media Player or QuickTime

## ADMISSION

DELEGATES	LIVE SURGERY PARADE	SKILL WORKSHOPS / NEAR LIVE SURGERY WORKSHOPS	MAIN CONGRESS	EXCLUSIVE PACKAGE**
OBSTETRICS & GYNECOLOGISTS ENDOLAPAROSCOPIC SURGEON	IDR 300.000 / DAY	IDR 900.000	IDR 1.000.000	IDR 2.500.000
O&G RESIDENTS GENERAL PRACTITIONER	IDR 150.000 / DAY	IDR 650.000	IDR 750.000	IDR 1.700.000

\*\*Exclusive Package : Main Congress + 2 Skill Workshops / Near Live Surgery Workshop & Free 3 Days Live Surgery Parade

**NEW**

### Hybrid Suturing Workshop ( Live Offline ) Registration Rate

OBSTETRICS & GYNECOLOGISTS  
ENDOLAPAROSCOPIC SURGEON

IDR 2.500.000,-

Registration  
Close on  
October 25<sup>th</sup>  
2021

O&G RESIDENTS / GENERAL PRACTITIONER

IDR 2.000.000,-

### SKILL WORKSHOP

1. Suturing (Hybrid)
2. Hysteroscopy
3. Electrosurgery
4. Single Port & Notes

### NEAR LIVE SURGERY WORKSHOP

1. Cervical Cancer Radical Hysterectomy
2. Minimal Invasive Surgery in Urogynecology

Registration Link : [www.virtualiges.com/registrasi/](http://www.virtualiges.com/registrasi/)

### Further Assistance Please Contact :

Ramlan (+62 821 20405228)

Nenda (+62 81214143928)

email to : [igesvirtual@gmail.com](mailto:igesvirtual@gmail.com)

or visit our official website

[www.virtualiges.com](http://www.virtualiges.com)

### Bank Account Payment:

Bank Mandiri 132 - 00 - 8887 - 772 - 6

Cabang RSHS Bandung

An PT. Kongres Manajemen Indonesia

Swift Code : BMRIIDJA

**REGISTRATION**

**28**

# OUR PARTNERS

# Medtronic

# Johnson & Johnson



PT TRIADI LINTAS PERSADA

# Haifu

# Maxer

Aesculap – a B. Braun company.

# B | BRAUN

SHARING EXPERTISE



# Dexa

*Expertise for the Promotion of Health*



# stryker®



# OLYMPUS®

# STORZ

KARL STORZ – ENDOSKOPE

# ENDO

INDONESIA



**VIRTUAL**  
**The 9<sup>th</sup>**  
**NATIONAL CONGRESS**  
**Indonesian Gynecological**  
**Endoscopy Society (IGES)**

***Facing Covid-19 Pandemic: Current Breakthrough  
in Gynecologic Endoscopy***

**NOVEMBER 1<sup>st</sup> - 7<sup>th</sup>, 2021**

Info & Registration :  
[www.virtualiges.com](http://www.virtualiges.com)